



MIM-E03*N

Air to Water Heat Pump -Mono Control Unit user manual

imagine the possibilities

Thank you for purchasing this Samsung
product.

Running Costs-Reduction of Up to 32.4%

Samsung EHS, known for its world class efficiency (12kW floor heating system with COP of 4.51), can reduce 32.4% of your running costs as compared to a gas boiler.

High Performance at Low Temperature

Samsung EHS is made up of an inverter compressor optimally operated according to the outdoor temperature, offering heating performance of 90 % at -10 °C and reliable frost protection at -25 °C.

* At the temperature -25 °C ~ -20 °C, operation is available but capacity cannot be guaranteed.

PREPARATION

Safety precautions	3
Description of each icon	12
Description of each control	14

BASIC OPERATION

Operating basic mode	16
DHW mode	17
Outing mode	18
Silent mode	18
Checking current temperature	19
Checking set temperature	19
Setting weekly timer	20
Setting a holiday with weekly timer	22
Canceling a weekly timer	23
Initializing a weekly timer	23
Setting daily timer	24

ADVANCED OPERATION

How to set the detailed setting (User setting mode)	26
Wired remote controller installation	30
Use of wired remote controller installation / service mode	32
Field specification setting mode of wired remote controller	34
Field setting mode	36

OTHERS

Maintaining the unit	49
Troubleshooting tips	51
Error codes	54
Product Specification	56
COMMISSION REGULATION (EU) No 813/2013 ⁹⁾	57
COMMISSION DELEGATED REGULATION (EU) No 811/2013 ⁹⁾	78



Correct Disposal of This Product (Waste Electrical & Electronic Equipment)

(Applicable in countries with separate collection systems)

This marking on the product, accessories or literature indicates that the product and its electronic accessories (e.g. charger, headset, USB cable) should not be disposed of with other household waste at the end of their working life. To prevent possible harm to the environment or human health from uncontrolled waste disposal, please separate these items from other types of waste and recycle them responsibly to promote the sustainable reuse of material resources.

Household users should contact either the retailer where they purchased this product, or their local government office, for details of where and how they can take these items for environmentally safe recycling.

Business users should contact their supplier and check the terms and conditions of the purchase contract. This product and its electronic accessories should not be mixed with other commercial wastes for disposal.

Safety precautions

Before using your new Air to Water Heat pump, please read this manual thoroughly to ensure that you know how to safely and efficiently operate the extensive features and functions of your new appliance.

Because the following operating instructions cover various models, the characteristics of your Air to Water Heat pump may differ slightly from those described in this manual. If you have any questions, call your nearest contact center or find help and information online at www.samsung.com.

Important safety symbols and precautions:

	WARNING	Hazards or unsafe practices that may result in severe personal injury or death.
	CAUTION	Hazards or unsafe practices that may result in minor personal injury or property damage.
	Follow directions.	
	Do NOT attempt.	
	Make sure the machine is grounded to prevent electric shock.	
	Unplug the power plug from the wall socket.	
	Do NOT disassemble.	

Safety precautions

FOR INSTALLATION

WARNING



Use the power line with the power specifications of the product or higher and use the power line for this appliance only. In addition, do not use an extension line.

- ▶ Extending the power line may result in electric shock or fire.
- ▶ Do not use an electric transformer. It may result in electric shock or fire.
- ▶ If the voltage/frequency/rated current condition is different, it may cause fire.

The installation of this appliance must be performed by a qualified technician or service company.

- ▶ Failing to do so may result in electric shock, fire, explosion, problems with the product, or injury.

Install a switch and circuit breaker dedicated to the Air to Water Heat pump.

- ▶ Failing to do so may result in electric shock or fire.

Fix the outdoor unit firmly so that the electric part of the outdoor unit is not exposed.

- ▶ Failing to do so may result in electric shock or fire.



Do not install this appliance near a heater, inflammable material. Do not install this appliance in a humid, oily or dusty location, in a location exposed to direct sunlight and water (rain drops). Do not install this appliance in a location where gas may leak.

- ▶ This may result in electric shock or fire.

Never install the outdoor unit in a location such as on a high external wall where it could fall.

- ▶ If the outdoor unit falls, it may result in injury, death or property damage.



This appliance must be properly grounded. Do not ground the appliance to a gas pipe, plastic water pipe, or telephone line.

- ▶ Failure to do so may result in electric shock, fire, an explosion, or other problems with the product.
- ▶ Never plug the power cord into a socket that is not grounded correctly and make sure that it is in accordance with local and national codes.

FOR INSTALLATION



CAUTION



Install your appliance on a level and hard floor that can support its weight.

- ▶ Failing to do so may result in abnormal vibrations, noise, or problems with the product.

Install the draining hose properly so that water is drained correctly.

- ▶ Failing to do so may result in water overflowing and property damage.

When installing the outdoor unit, make sure to connect the draining hose so that draining is performed correctly.

- ▶ The water generated during the heating operation by the outdoor unit may overflow and result in property damage. In particular, in winter, if a block of ice falls, it may result in injury, death or property damage.



Safety precautions

- ▶ Our units must be installed in compliance with the spaces indicated in the installation manual to ensure either accessibility from both sides or ability to perform routine maintenance and repairs. The units' components must be accessible and that can be disassembled in conditions of complete safety either for people or things. For this reason, where it is not observed as indicated into the Installation Manual, the cost necessary to reach and repair the unit (in safety, as required by current regulations in force) with slings, trucks, scaffolding or any other means of elevation won't be considered in-warranty and charged to end user.

Do not disassemble and alter the heater at your own discretion.


FOR POWER SUPPLY

WARNING

-  When the circuit breaker is damaged, contact your nearest service center.
-  Do not pull or excessively bend the power line. Do not twist or tie the power line. Do not hook the power line over a metal object, place a heavy object on the power line, insert the power line between objects, or push the power line into the space behind the appliance.
 - ▶ This may result in electric shock or fire.

FOR POWER SUPPLY

CAUTION

-  When not using the Air to Water Heat pump for a long period of time or during a thunder/lightning storm, cut the power at the circuit breaker.
 - ▶ Failing to do so may result in electric shock or fire.



If the appliance is flooded, please contact your nearest service center.

- ▶ Failing to do so may result in electric shock or fire.

If the appliance generates a strange noise, a burning smell or smoke, unplug the power plug immediately and contact your nearest service center.

- ▶ Failing to do so may result in electric shock or fire.

In the event of a gas leak (such as propane gas, LP gas, etc.), ventilate immediately without touching the power line. Do not touch the appliance or power line.

- ▶ Do not use a ventilating fan.
- ▶ A spark may result in an explosion or fire.

To reinstall the Air to Water Heat pump, please contact your nearest service center.

- ▶ Failing to do so may result in problems with the product, water leakage, electric shock, or fire.
- ▶ A delivery service for the product is not provided. If you reinstall the product in another location, additional construction expenses and an installation fee will be charged.
- ▶ Especially, when you wish to install the product in an unusual location such as in an industrial area or near the seaside where it is exposed to the salt in the air, please contact your nearest service center.

Safety precautions



Do not touch the circuit breaker with wet hands.

- ▶ This may result in electric shock.

Do not turn the Air to Water Heat pump off with the circuit breaker while it is operating.

- ▶ Turning the Air to Water Heat pump off and then on again with the circuit breaker may cause a spark and result in electric shock or fire.

After unpacking the Air to Water Heat pump, keep all packaging materials well out of the reach of children, as packaging materials can be dangerous to children.

- ▶ If a child places a bag over its head, it may result in suffocation.

Do not insert your fingers or foreign substances into the outlet when the Air to Water Heat pump is operating.

- ▶ Take special care that children do not injure themselves by inserting their fingers into the product.

Do not insert your fingers or foreign substances into the air inlet/outlet of the Air to Water Heat pump.

- ▶ Take special care that children do not injure themselves by inserting their fingers into the product.

Do not strike or pull the Air to Water Heat pump with excessive force.



- ▶ This may result in fire, injury, or problems with the product.

Do not place an object near the outdoor unit that allows children to climb onto the machine.

- ▶ This may result in children seriously injuring themselves.

Do not use this Air to Water Heat pump for long periods of time in badly ventilated locations or near infirm people.



- ▶ Since this may be dangerous due to a lack of oxygen, Open a window at least once an hour.

-  **If any foreign substance such as water has entered the appliance, cut the power by unplugging the power plug and turning the circuit breaker off and then contact your nearest service center.**
 - ▶ Failing to do so may result in electric shock or fire.
-  **Do not attempt to repair, disassemble, or modify the appliance yourself.**
 - ▶ Do not use any fuse (such as cooper, steel wire, etc.) other than the standard fuse.
 - ▶ Failing to do so may result in electric shock, fire, problems with the product, or injury.

FOR USING



CAUTION

-  **Check that the installation frame of the outdoor unit is not broken at least once a year.**
 - ▶ Failing to do so may result in injury, death or property damage.**Max current is measured according to IEC standard for safety and current is measured according to ISO standard for energy efficiency.**
-  **Do not stand on top of the appliance or place objects (such as laundry, lighted candles, lighted cigarettes, dishes, chemicals, metal objects, etc.) on the appliance.**
 - ▶ This may result in electric shock, fire, problems with the product, or injury.**Do not operate the appliance with wet hands.**
 - ▶ This may result in electric shock.**Do not spray volatile material such as insecticide onto the surface of the appliance.**
 - ▶ As well as being harmful to humans, it may also result in electric shock, fire or problems with the product.**Do not drink the water from the Air to Water Heat pump.**
 - ▶ The water may be harmful to humans.

Safety precautions



Do not apply a strong impact to the remote controller and do not disassemble the remote controller.

Do not touch the pipes connected with the product.

▶ This may result in burns or injury.

Do not use this Air to Water Heat pump to preserve precision equipment, food, animals, plants or cosmetics, or for any other unusual purposes.

▶ This may result in property damage.

Avoid directly exposing humans, animals or plants from the air flow from the Air to Water Heat pump for long periods of time.

▶ This may result in harm to humans, animals or plants.

This appliance is not intended for use by persons (including children) with reduced physical, sensory or mental capabilities, or lack of experience and knowledge, unless they have been given supervision or instruction concerning use of the appliance by a person responsible for their safety. Children should be supervised to ensure that they do not play with the appliance.

For use in Europe : This appliance can be used by children aged from 8 years and above and persons with reduced physical, sensory or mental capabilities or lack of experience and knowledge if they have been given supervision or instruction concerning use of the appliance in a safe way and understand the hazards involved. Children shall not play with the appliance. Cleaning and user maintenance shall not be made by children without supervision.

FOR CLEANING

WARNING

 **Do not clean the appliance by spraying water directly onto it. Do not use benzene, thinner or alcohol to clean the appliance.**

- ▶ This may result in discoloration, deformation, damage, electric shock or fire.

Before cleaning or performing maintenance, unplug the Air to Water Heat pump from the wall socket and wait until the fan stops.

- ▶ Failing to do so may result in electric shock or fire.

FOR CLEANING

CAUTION

 **Take care when cleaning the surface of the heat exchanger of the outdoor unit since it has sharp edges.**

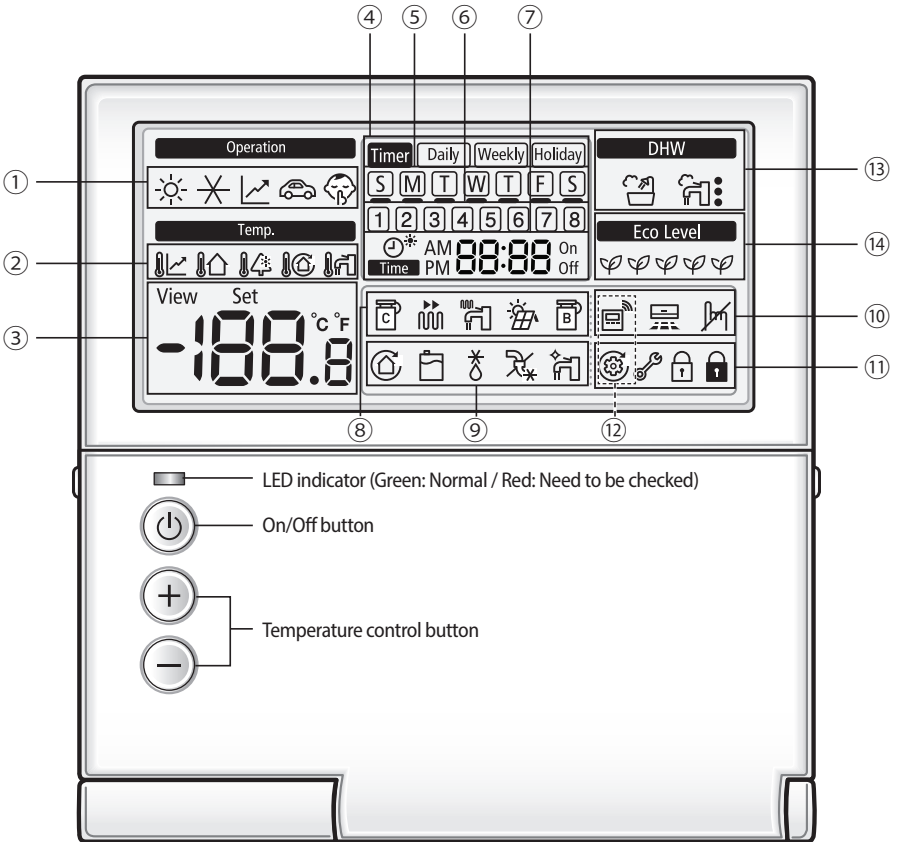
- ▶ To avoid cutting your fingers, wear thick cotton gloves when cleaning it.

 **Do not clean the inside of the Air to Water Heat pump by yourself.**

- ▶ For cleaning inside the appliance, contact your nearest service center.
- ▶ When cleaning the internal filter, refer to the descriptions in the 'Cleaning the Air to Water Heat pump' section.
- ▶ Failure to do so may result in damage, electric shock or fire.

Description of each icon

Display

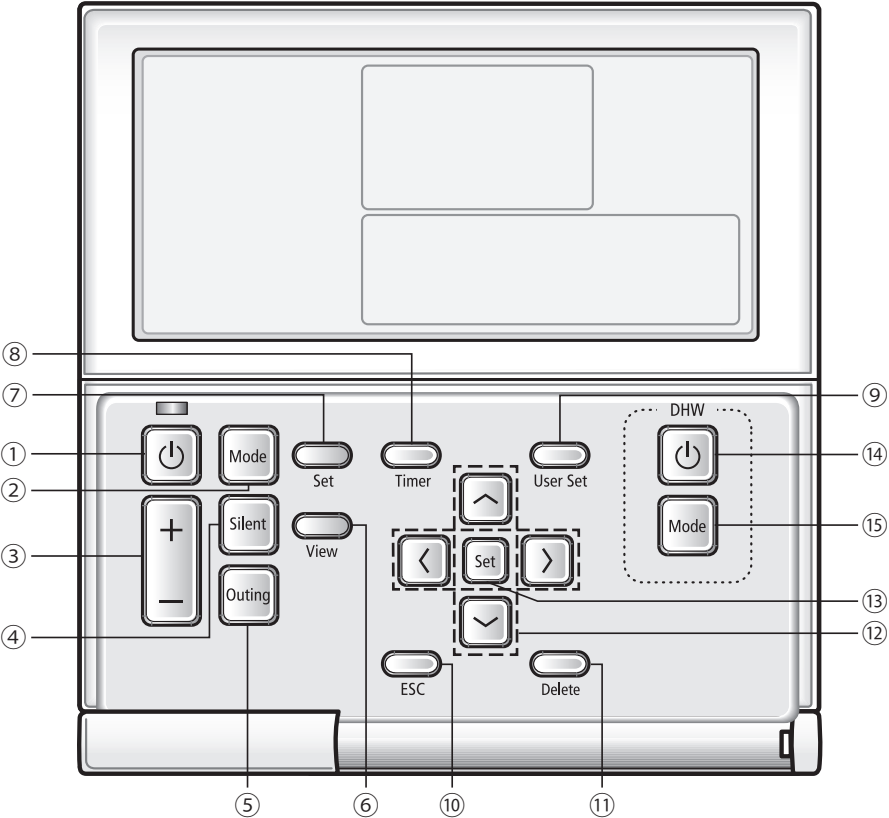

















Without opening the cover of your wired remote controller, you can turn CONTROL KIT on or off or set the desired temperature.

Classification		Indication	Function
CONTROL KIT	①		CONTROL KIT operation (heat/cool/auto/outdoor/silent)
	②		System temperature (water Law temp./indoor temp./outdoor temp./discharge water temp./hot water temp.)
	③	View Set 	Temperature (current/desired)
Timer	④		Timer (Daily/Weekly/Holiday)
	⑤		Current day or timer function
	⑥		Timer number
	⑦		Current time/summer time/ On or Off time
General function	⑧		Operation status (COMP operation/Back up heater/Booster heater/Solar/Back up boiler)
	⑨		Operation status (water pump/water tank/defrost operation/freezing control/water tank sterilization operation)
	⑩		Indoor thermostat installation(connection) status/air to air operation/no function
	⑪		Trial operation/check/partial lock/all lock
	⑫		Centralized control
Hot water mode(DHW)	⑬		DHW (economic/standard/power/forced)
ECO level information	⑭		ECO level operation (Step 1~5)

Description of each control

Buttons



Classification		Button	Function
Basic operation button	①		Turn CONTROL KIT on or off
	②		Select operation mode (Cool/Heat/Auto)
	③		Select desired temperature (discharge water/indoor/hot water)
	④		Outdoor unit silent operation mode
	⑤		Select outing mode
	⑥		Check current temperature of the system
	⑦		Set desired temperature of the system
	⑧		Select timer setting mode
	⑨		Select user setting mode
	⑩		Exit to normal mode when setting timer or detailed setting
	⑪		Delete a set timer
	⑫		Move to another section or change section value.
	⑬		Save settings
Hot water function button (DHW)	⑭		Turn hot water mode on or off
	⑮		Select hot water mode (economic/standard/power/forced)



NOTE

- When pressing a button that is not supported by your model,  will be displayed.

Operating basic mode

Operate basic mode by pressing the [Mode] button.

Water Law

CONTROL KIT will automatically adjust the temperature of discharge water with auto mode for indoor heating.



- When "Water Law" is active, the target supply water temperature will be determined automatically depending on the outdoor temperature: For heating mode, colder outdoor temperatures will result in warmer water.


Cool

You can adjust cooling temperature as you like with cool mode to cool indoor place.

- ▶ When selecting the heat mode during the cool mode, the cool mode will be canceled.

Heat

Floor heating is available with heat mode by providing hot water in the spring, autumn and winter.

- ▶ Frost removal indicator ()
 - The frost removal indication will be displayed when the frost formed around the outdoor unit starts being removed during the heat mode and then the indication will disappear when the frost removal is finished. (When frost is being removed, hot water does not come out from CONTROL KIT.)
- ▶ When selecting cool mode during the heat mode, heat mode will be canceled.



- When setting standard cooling & heating temperature as indoor temperature, auto mode cannot be selected.



Start CONTROL KIT operation by pressing the  button.

Select the mode you want to operate by pressing the  button.




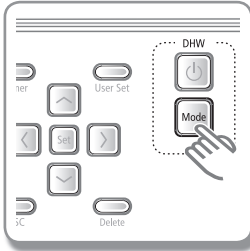
Adjust desired temperature by pressing the  button.





Temperature of cooling discharge water	You can adjust the desired temperature by 0.5 °C.
Indoor cooling temperature	You can adjust the desired temperature by 0.5 °C.
Temperature of heating discharge water	You can adjust the desired temperature by 0.5 °C.
Indoor heating temperature	You can adjust the desired temperature by 0.5 °C.

DHW mode

You can adjust temperature of hot water tank by providing hot water.


Press the **Mode** button in DHW.



- ▶ Select , , and ,  (forced) by pressing the **Mode** button in DHW section.



NOTE

- To operate hot water mode, you need to set the hot water function 'Yes' in the field specification setting mode(#3011) of wired remote controller and connect the temperature sensor of hot water tank.
- When cool/heat mode and DHW mode are selected at the same time, the heat/cool mode and DHW mode will operate alternately.
-  (power) for DHW mode cannot be used when the Booster heater is not in use.
- * Forced DHW mode
- If you want to enjoy a leisurely bath or need a lot of warm water urgently, select the Forced DHW mode.
- When this mode is enabled, it is assured that the full capacity of the heat pump is only delivered for domestic water heating.



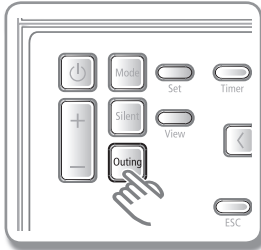
CAUTION


- By default field setting value option, this function will not be turned off automatically.
- If you want a Forced DHW function for a certain amount of duration time, change the field setting value of remote controller.

Outing mode


Heating can operate at low temperature while you are out with outing mode.

Select outing mode by pressing the **Outing** button.




▶  will be displayed and outing mode will operate.

Cancel Press any button on the remote controller.



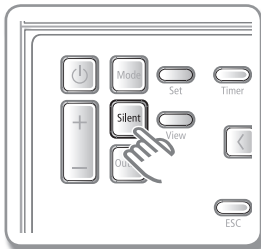
NOTE


- When pressing the **Outing** button while CONTROL KIT stops its operation,  indication will appear.

Silent mode

Noise from operation can be reduced with the Silent mode.

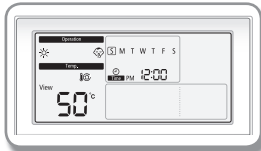
Press the **Silent** button to operate the Silent mode.






▶  will be displayed and Silent mode will operate.

▶ Current set temperature will be maintained.

Cancel Press the **Silent** button once again.



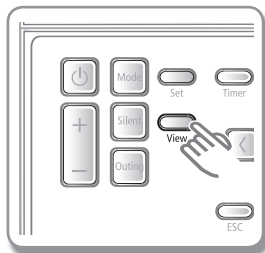
NOTE

- If you press the **Silent** button while the unit is not in operation,  will be displayed.
- If the Silent mode operates by outdoor unit external contact,  will be displayed but **Silent** button on the wired remote controller will not work. If you press the **Silent** button on the wired remote controller,  will be displayed.
- In Silent mode, the capacity of the product may be less than rated capacity.


Checking current temperature

You can check current temperature.

Check the current temperature by pressing the **View** button.



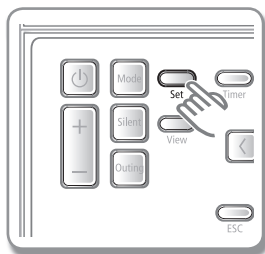
- ▶ Current temperature can be checked in order of (indoor) → (outdoor) → (discharge water) → (hot water) by pressing the **View** button.
- ▶ The temperature which a connected indoor unit does not support will not be displayed.
- ▶ After 10 seconds from current temperature display, the set desired temperature will appear.




Checking set temperature

You can check the set temperature of current operation mode by the set temperature check function.

Check the set temperature by pressing the **Set** button.




- ▶ The set temperature of basic operation mode and hot water mode can be checked by pressing the **Set** button repeatedly.
- ▶ When either basic operation mode or hot water mode is in operation, the set temperature of the mode in operation will be displayed.




Setting weekly timer

You can operate or stop a desired mode on the day and time you reserve.



1. **Press the Timer button.**

- ▶ (Timer) will be displayed and then select 'Weekly' among 'Daily', 'Weekly', or 'Holiday' by pressing the [^]/[v] button.

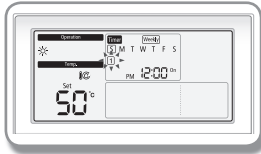


2. **After pressing the [>] button, select the 'Day' you want to reserve.**

- ▶ Select the day you want to reserve (Sun~Sat) by pressing the [^]/[v] button.



• You can set multiple timers by selecting multiple days and when multiple timers are set, you will move on to the time setting for the timer.




3. **Select 'Timer number' by pressing the [>] button until timer number is displayed.**

(When entering, the last available number for timer setting is set.)

- ▶ The timer already set is assigned with number in time sequence order.
- ▶ You can select timer number(1~8) by pressing the [^]/[v] button.
- ▶ If there is no timer, the edge of the box for the timer number and the timer number will blink.

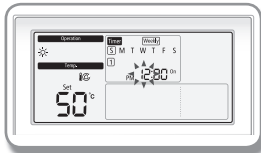


• If the timer is already set, the square box surrounding the timer number will blink. If you want to change it, select the set timer number and change it.




4. **After pressing the [>] button, select 'AM/PM'.**

- ▶ You can select AM or PM by pressing the [^]/[v] button.



5. **After pressing the [>] button, select 'Hour'.**

- ▶ You can set hour by pressing the [^]/[v] button.




6. **After pressing the [>] button, select 'Minute'.**


- ▶ You can select minute by pressing the [^]/[v] button.



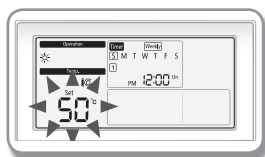
• If the time setting is set as 24 hours a day, AM/PM setting will be omitted.




7. After pressing the [$>$] button, select 'On/Off' timer.
- ▶ You can select On or Off by repeatedly pressing the [\wedge]/[\vee] button.
 - ▶ When selecting 'Off', follow 10 or 11.



8. After pressing the [$>$] button, select the operation mode.
- ▶ It is available only for setting CONTROL KIT On timer.
 - ▶ You can set operation mode by pressing the [\wedge]/[\vee] or Mode button.



9. After pressing the [$>$] button, select the desired temperature.
- ▶ It is available only for setting CONTROL KIT On timer.
 - ▶ You can adjust temperature by 0.5 °C unit by pressing the [\wedge]/[\vee] or [+]/[-] button.



10. Complete timer function by pressing the Set button.
- ▶ The reserved day will be displayed with '_' and be saved in 3 seconds.
[e.g. When Monday is reserved ($\underline{\text{M}}$)]
 - ▶ When additional timer is needed, re-select the setting from daily timer or weekly timer.

11. Press the ESC button to exit normal mode.




NOTE

- When canceling the setting during the weekly timer setting, press the ESC button to exit.

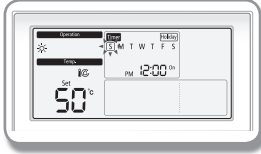
Setting a holiday with weekly timer

You can set a holiday with the weekly timer. The set weekly timer will not function when holiday setting is applied.



1. **Press the Timer button.**

- ▶ (Timer) is displayed and then select 'Holiday' among 'Daily', 'Weekly', or 'Holiday' by pressing the [\wedge]/[\vee] button.




2. **After pressing the [$\>$] button, select the 'day' you will set as holiday.**

- ▶ You can select the holiday (Sun~Sat) by pressing the [\wedge]/[\vee] button.



NOTE

- Multiple settings are available by selecting many days.



3. **Complete the holiday setting with the weekly timer by pressing the Set button.**

4. **Press the ESC button to exit normal mode.**

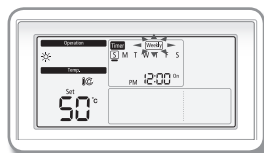


NOTE


- If you want to cancel your holiday with the weekly timer while you are setting them, press the ESC button.
- The weekly timer indicator ' _ ' of the dates set as holidays will disappear on the display.

Canceling a weekly timer

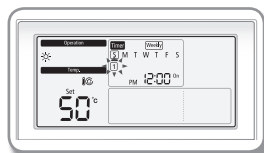
You can cancel weekly timer function.




1. **Press the Timer button.**
 - ▶ (Timer) is displayed and (Weekly) will blink.




2. **After pressing the [>] button, select the 'Day' you want to cancel.**
 - ▶ Select a reserved day by pressing the [^]/[v] button.



3. **After pressing the [>] button, select a 'timer number' to cancel.**
 - ▶ Select a timer number(1~8) by pressing the [^]/[v] button.
 - ▶ The square box around the selected number will blink.



4. **Cancel the weekly timer setting by pressing the Delete button.**
 - ▶ The canceled weekly timer number and the box for the number will blink.

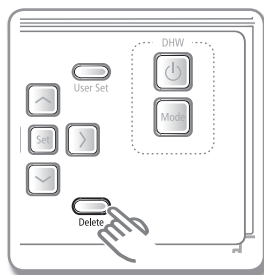


5. **Save the weekly timer cancel setting by pressing the Set button.**

6. **Press the ESC button to exit to general mode.**

Initializing a weekly timer

You can initialize all the weekly timer set with the wired remote controller.



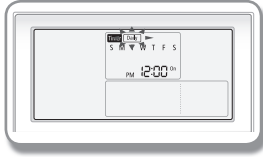
1. **Press the Delete button for 5 seconds.**
 - ▶ All the weekly timer settings will be deleted.



NOTE • You can't restore your old settings after deleting the weekly timer by pressing the Delete button, so be careful when you use this function.

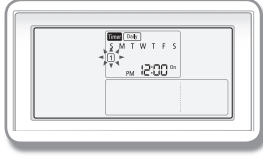
Setting daily timer

CONTROL KIT can operate or stop at the time you reserve every day. (Silent mode and DHW mode can be reserved.) The reservation time for Silent mode and DHW mode should be different.



1. Press the Timer button.

- ▶ (Timer) will be displayed and then select 'Daily' among 'Daily', 'Weekly', or 'Holiday' by pressing the [\wedge]/[\vee] button.



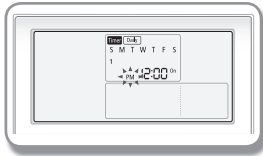
2. Select 'timer number' until the timer number is displayed by pressing the [$\>$] button. (When entering, the last available number for timer setting is set.)

- ▶ The timer already set is assigned with number in time sequence order.
- ▶ You can select timer number(1~8) by pressing the [\wedge]/[\vee] button.
- ▶ If there is no timer, the edge of the box for the timer number and the timer number will blink.




NOTE

- If the timer is already set, then the square box surrounding the timer number will blink. If you want to change it, then select a timer number and change it.



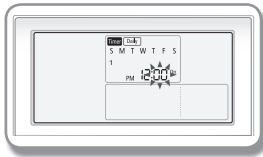
3. After pressing the [$\>$] button, select 'AM/PM'.

- ▶ You can select AM or PM by pressing the [\wedge]/[\vee] button.



4. After pressing the [$\>$] button, select 'Hour'.

- ▶ You can select hour by pressing the [\wedge]/[\vee] button.




5. After pressing the [$\>$] button, select 'Minute'.

- ▶ You can select minute by pressing the [\wedge]/[\vee] button.



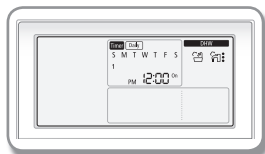
NOTE

- If the time setting is set as 24 hours a day, AM/PM setting is omitted.



6. After pressing the [$\>$] button, select 'On/Off' timer.

- ▶ You can select On or Off by repeatedly pressing the [\wedge]/[\vee] button.

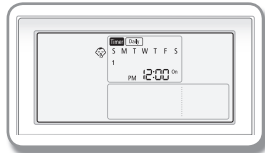


7. After pressing the [**>**] button, select the reservation for DHW mode or Silent mode. Press the up or down button to select the DHW or Silent mode.



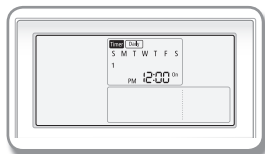
NOTE

- You cannot use timer function for hot water mode (economic/standard/power) when you select the use of hot water function as no use in the field specification setting with installation of an wired remote controller or when DHW thermostat is used (FSV Code: 3061 is set as "2").
- When the use of booster heater has selection 'no use' in the field specification setting with the installation of a wired remote controller, you cannot use timer function for power hot water mode (DHW).



8. Complete timer function by pressing the **Set** button.

- ▶ When additional timer is needed, re-select the setting from daily timer or weekly timer.



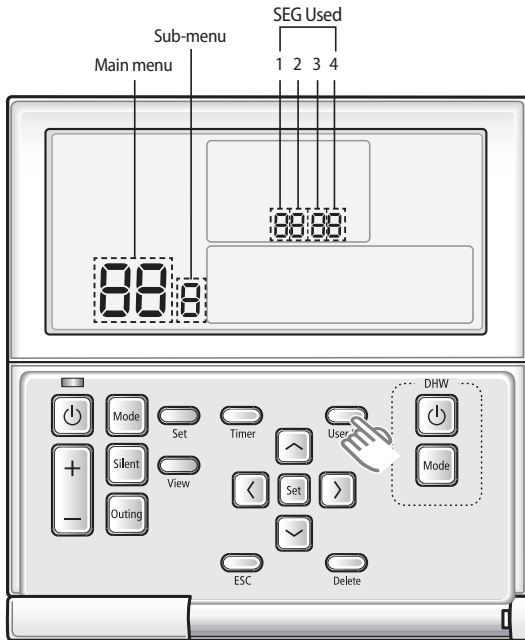
9. Press the **ESC** button to exit normal mode.



NOTE

- If you want to cancel daily timer while you are setting them, press the **ESC** button.

How to set the detailed setting (User setting mode)



1. If you want to enter the user set mode, press the **User set button**.

- ▶ You will enter the User Set mode, and the 'main menu' will be displayed.

2. Refer to the **Wired Remote Controller's User Set list on the next page** to select the desired menu.

- ▶ By using the [\wedge]/[\vee] buttons, select a main menu number and press the [$\>$] button to enter the sub-menu setting screen.
- ▶ By using the [\wedge]/[\vee] buttons, select a sub-menu number and press the [$\>$] button to enter the data setting screen.
- ▶ Once you have entered the setting screen, the current setting value will be displayed.
- ▶ Refer to the chart for data setting.
- ▶ By using the [\wedge]/[\vee] buttons, change the setting value and press the [$\>$] button to move to the next setting value.
- ▶ Press the **Set** button to save the setting value and exit to the sub-menu setting screen.
- ▶ Press the **ESC** button to exit to general mode.



NOTE

- While setting the data, you can use the [$\<$]/[$\>$] buttons to move the range of SEG used.
- While configuring the setting, if you press the **ESC** button to exit, you will move to the sub-menu setting screen without saving the setting value.
- If you don't press any button for more than 3 minutes, general mode will appear.
- If you don't use summer time, you don't need to set year/month/day.

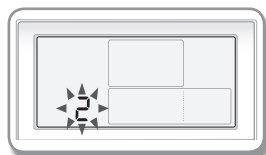
User setting mode

Main menu	Sub-menu	Function		SEG number	Default	Range	Unit
1	1	All lock		1	0	0-Unlock, 1-Lock	-
	2	Partial key lock	Operation On/Off key lock	1	0	0-Unlock, 1-Lock	
			Operation selection key lock	2	0	0-Unlock, 1-Lock	
			Temperature setting key lock	3	0	0-Unlock, 1-Lock	
			Timer setting key lock	4	0	0-Unlock, 1-Lock	
2 *1)	1	Current time setting(year)		12/34	20**	2000~2099	Year
	2	Current time setting(month/date)		12/34	**/**	1~12/1~31	Month, Date
	3	Current time setting (day/hour/minute)		Day, AM/PM, 24, 12/34	(**,*/**)	Sun~Sat/ AM~PM/ 0~12/0~60	Day, hour, minute
3	1	Summer time use and setting methods	Use of summer time (Y/N)	1	0	0- Disuse 1- Use	-
		Summer time application method	Summer time application method	2	0	0- Weekly 1- Daily	-
	2	Summer time use (weekly) Start (? month, ? th Sunday)		12, 4	03, F	Jan~Dec month 1~4, F(last week)th week	-
	3	Summer time use (weekly) End (? month, ? th Sunday)		12, 4	10, F	Jan~Dec month 1~4, F(last week)th week	-
	4	Summer time use (daily) Start (? month, ? date)		12, 34	0322	Jan~Dec / 1~31st day	Month, date
	5	Summer time use (daily) End (? month, ? date)		12, 34	0922	Jan~Dec / 1~31st day	Month, date
4	Backlight time Setting/Checking		12	5	0~30 sec.	1 sec	
	Use of LED(Green) (Y/N)		3	1	0- Disuse 1- Use		
	Use of LED (Red) (Y/N)		4	1	0- Disuse 1- Use		
0	Reset to user mode defaults (except the current time)		1	0	0- Disuse 1- Reset		

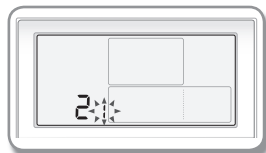
*1) Arbitrary value can be displayed.

How to set the detailed setting (User setting mode)

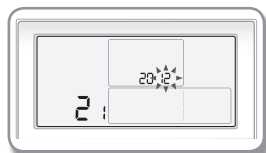
Setting current time (example)



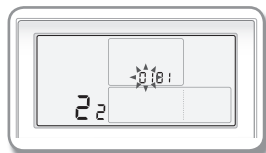
1. Press the **User Set** button.
 - ▶ 'Main Menu' will be displayed and current time can be set by pressing the [^]/[v] buttons and selecting No.2.



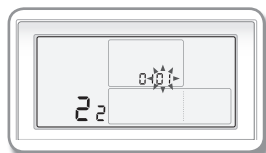
2. Select the number to set 'year, month, date' in sub-menu by pressing the [**>**] button.
 - ▶ You can select 'year, month and date' by pressing the [^]/[v] buttons and selecting No.1.



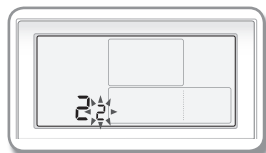
3. Select the 'year' you want to set by pressing the [**>**] button.
 - ▶ You can select 'year(2000~2099)' by pressing the [^]/[v] buttons.



4. Select the 'month' you want to set by pressing the [**>**] button.
 - ▶ You can select 'month(01~12)' by pressing the [^]/[v] button.



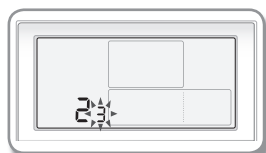
5. Select the 'date' you want to set by pressing the [**>**] button.
 - ▶ You can select 'Date(01~31)' by pressing the [^]/[v] button.



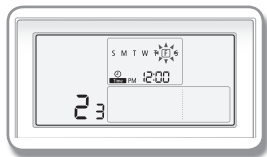
6. Complete the setting for 'year, month, and date' by pressing the **Set** button.
 - ▶ The setting value will be applied and you can exit to the sub-menu.



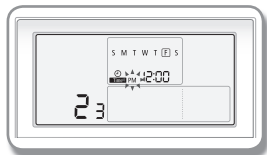
NOTE • When not using the summer time function, you don't need to set "Year", "Month" and "Day".



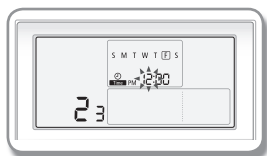
7. Select 'day, AM/PM, hour, and minute' in the 'sub-menu'.
 - ▶ You can set 'day, AM/PM, hour, and minute' by pressing the [^]/[v] buttons and selecting No.3.



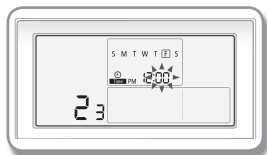
8. **Select the 'day' you want to set by pressing the [$>$] button.**
 ▶ You can select 'Day(Sun~Sat)' by pressing the [\wedge]/[\vee] buttons.



9. **Select the 'AM/PM' you want to set by pressing the [$>$] button.**
 ▶ You can select 'AM/PM/ AM & PM' by pressing the [\wedge]/[\vee] buttons. 'AM & PM' is 24 hours a day setting mode.



10. **Select the 'Hour' you want to set by pressing the [$>$] button.**
 ▶ You can select 'Hour(01~12)' by pressing the [\wedge]/[\vee] buttons. When it is 24 hours a day setting mode, 0~23 setting is available.



11. **Select the 'Minute' you want to set by pressing the [$>$] button.**
 ▶ You can select 'Minute(00~59)' by pressing the [\wedge]/[\vee] buttons.


12. **Complete the current time setting by pressing the Set button.**
 ▶ The setting value will be applied and you can exit to the sub-menu.

13. **Whenever you press the ESC button, you will exit to general mode from sub-menu.**

Wired remote controller installation

Initializing your wired remote controller communication

1. Press the **Esc** and **Delete** buttons at the same time for more than 5 seconds.
 - ▶ The communication of your wired remote controller will be initialized, and the device will search for the CONTROL KIT connected to your wired remote controller again.



Error display on the wired remote controller

- * The address of CONTROL KIT is displayed "200000"
- ▶ Error codes for the wired remote controller and the product connected to your wired remote controller will be displayed in the LCD display.

Error indications are displayed as seen below.

1) CONTROL KIT error

- ▶ The address of Error, "Ai" and the error code will be displayed alternately on the remote controller display.



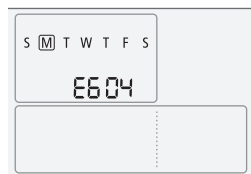
2) Outdoor unit error

- ▶ The address of Error, "Ao" and error code will be displayed alternately on the remote controller display.



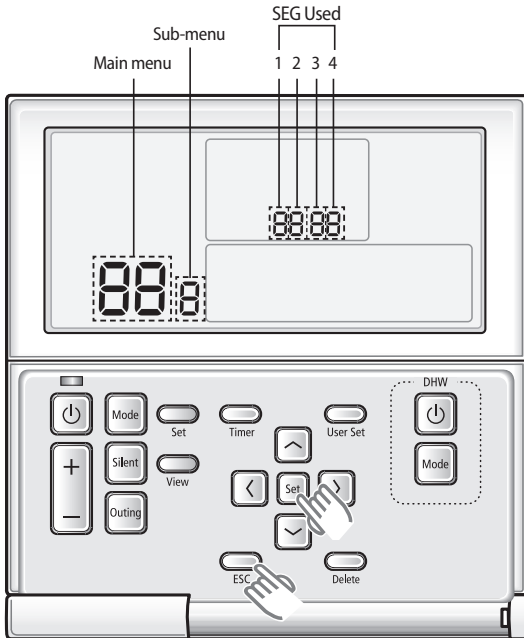
3) Wired remote controller error

- ▶ The error code will blink at 0.5 second interval on the remote controller display and the address of error will not be displayed.



Use of wired remote controller installation / service mode

Use of installation/service mode



1. If you want to use the installation/service mode for your wired remote controller, press the **Set** and **ESC** buttons at the same time for more than 3 seconds.
 - ▶ You will enter the installation/service settings, and the 'main menu' will be displayed.
2. Refer to the list of installation / service setting mode for your wired remote controller on the next page, and select the desired menu.
 - ▶ Using the [**^**]/[**v**] buttons, select a main menu number and press the [**>**] button to enter the sub-menu setting screen.
 - ▶ Using the [**^**]/[**v**] buttons, select a sub-menu number and press the [**>**] button to enter data setting screen.
 - ▶ When you enter the setting stage, the current setting value will be displayed.
 - ▶ Refer to the chart for data settings.
 - ▶ Using the [**^**]/[**v**] buttons, change the setting value. Press the [**>**] button to move to the next setting value.
 - ▶ Press the **Set** button to save the setting value and exit to the sub-menu setting screen.
 - ▶ Press the **ESC** button to exit to normal mode.



NOTE

- When setting the data, you can move SEG range with [**<**]/[**>**] buttons.
- While configuring the setting, press the **ESC** button to exit to the sub-menu setting screen without saving your changes.
- When you don't enter any buttons for more than 3 minutes, you will be back to normal mode.

Installation/Service mode



NOTE

- 'NONE' will be displayed for the menu that setting modes don't support. In some cases, the setting may not be possible or it may not be applied though it is set on the unit.
- If communication initialization is needed after saving the setting, the system will reset automatically and communication will be initialized.

Main Menu	Sub Menu	Function	SEG number	Default	Range	Unit	
1	1	Wired remote controller's option function set /Check 1	Cooling support Y / N	1	0	0 – Both cooling & heating 1 – Heating Only	-
			Selecting the standard temperature of cooling and heating	2	0	0-Water Outlet temperature 1-Indoor temperature	-
			Selecting a standard sensor of indoor temperature	3	0	0-Temperature sensor of wired remote controller 1-External temperature sensor	-
			Selecting Master/Slave	4	0	0-Master, 1-Slave	-
	2	Wired remotecontroller's option function set / Check 2	Checking current sensor temperature value	123	0	-9~40°C	-
	3		Setting compensation temperature value	123	0	-9.9~9.9°C	0.1 °C
	4	Checking the number of connected devices	The number of connected device	1,2	0	0~16	1
	5	Setting desired temperature unit (Available only when the temperature display is °C)		1	1	0-1°C, 1-0.5°C, 2-0.1°C	-
0	Reset to option setting default value of wiredremote controller		1	0	0-Disuse, 1-Reset	-	
2	1	Checking Micom code of wired remote controller		1234, 4	-	Micom code	-
	2	Checking version information of wired remote controller		1234, 34	-	Revision date	-
3 *1)	1	Setting CONTROL KIT option	CONTROL KIT address Set/Check	1234	-	*2)	
			Basic Option Set/Check	1234, 12	-	Option code	
			Install Option Set/Check	1234, 12	-	Option code	
			Install(2) Option Set/Check	1234, 12	-	Option code	
4	1	View Master Set/Check	CONTROL KIT View Master Set/Check	1234, 34	-	Address	
	2	Master CONTROL KIT Set/Check	Check the Master CONTROL KIT address	1234, 34	-	Address	
			Master CONTROL KIT Set	1	-	0-Disuse, 1-Use, 2-Reset	
0	1	Reset	Wired remote controller factory Reset	1	0	0-Disuse, 1-Reset	-
			Power Master Reset	1	0	0-Disuse, 1-Reset	-
			Addressing Reset(Outdoor unit Reset)	1	0	0-Disuse, 1-Reset	-

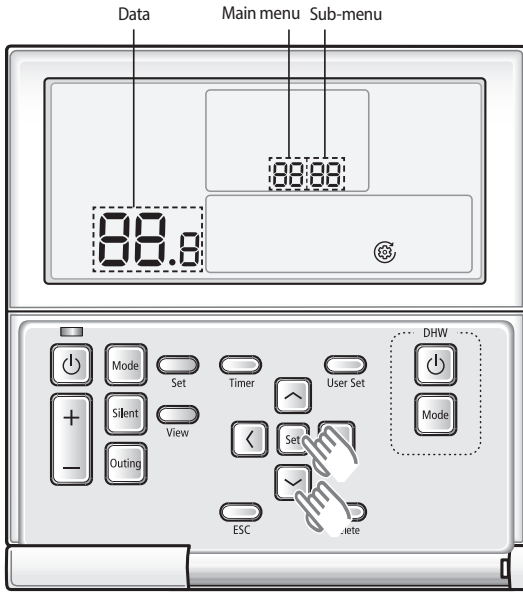
*1) When entering the main menu 3, set and check the unit address and then move to the sub menu.

The unit address will be displayed by blinking SEG 34 (Device ID) and SEG 1234 (Control Layer, Set Layer address).

- *2) 1. Reservation No. 1 display, Main address setting and checking: Range of current main address (SEG 1, 2) and main address setting: 0x00 ~ 0x4F (hexadecimal)
2. Reservation No. 2 display, Group address setting and checking: Range of current group address (SEG 1, 2) and group address setting: 0x00 ~ 0xFE (hexadecimal)

Field specification setting mode of wired remote controller

Use of field specification setting mode



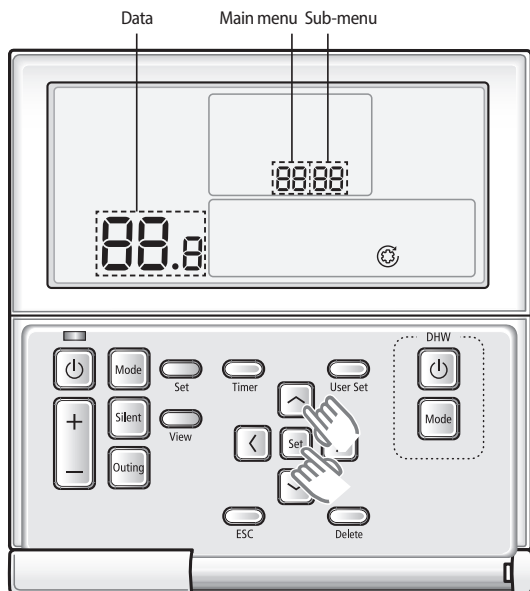
1. If you want to use the field specification setting mode for your wired remote controller, press the Set and [>] buttons at the same time for more than 3 seconds.
2. Refer to the list of field specification for your wired remote controller on the next page, and select the desired menu.
 - ▶ Using the [^]/[v] buttons, select a main menu number and press the [>] button to enter the sub-menu setting screen.
 - ▶ Using the [^]/[v] buttons, select a sub-menu number and press the [>] button to enter data setting screen.
 - ▶ When you enter the setting stage, the current setting value will be displayed.
 - ▶ Refer to the chart for data settings.
 - ▶ Using the [^]/[v] buttons, change the setting value and press the Set button to save the setting value. Setting value will be displayed when it is saved.
 - ▶ Press the [<] button to move previous setting value.
 - ▶ While configuring the sub manu setting, press the ESC button to exit to normal menu.



NOTE

- While configuring the setting, press the ESC button to exit to the sub-menu setting screen without saving your changes.
- When you don't enter any buttons for more than 3 minutes, you will be back to normal mode.

Use of field specification checking mode



1. If you want to use the field specification checking mode for your wired remote controller, press the Set and [^] buttons at the same time for more than 3 seconds.
2. Refer to the list of field specification for your wired remote controller on the next page, and select the desired menu.
 - ▶ Using the [^]/[v] buttons, select a main menu number and press the [>] button to enter the sub-menu checking screen.
 - ▶ Using the [^]/[v] buttons, select a sub-menu number and press the [>] button to enter data checking screen.
 - ▶ When you enter the checking stage, the current setting value will be displayed.
 - ▶ Press the [<] button to move previous setting value.
 - ▶ While configuring the sub manu setting, press the ESC button to exit to normal menu.



NOTE

- While configuring the checking, press the ESC button to exit to the sub-menu setting screen.
- When you don't enter any buttons for more than 3 minutes, you will be back to normal mode.

Field setting mode

Field Setting Value (FSV) Table



• Reset the power after changing the Field Setting Value.

- Code 10*** : Upper and lower temperature limits of each operation mode of wired remote controller Heating(Water Out, Room), Cooling(Water Out, Room), DHW(Tank)
- Code 20*** : Water law design and external room thermostat Heating(2 WLs for floor & FCU), Cooling(2 WLs for floor & FCU), WL & Thermostat types

Field Setting Value								
Main Menu & Code	Sub Menu Function	Description	Sub Code	Default	Min	Max	Step	Unit
Remote Controller Setting Range Code 10***	Water Out Temp for Cooling	Max	**11	25	18	25	1	°C
		Min	**12	16	5	18	1	°C
	Room Temp for Cooling	Max	**21	30	28	30	1	°C
		Min	**22	18	18	28	1	°C
	Water Out Temp for Heating	Max	**31	55	37	55	1	°C
		Min	**32	25	15	37	1	°C
	Room Temp for heating	Max	**41	30	18	30	1	°C
		Min	**42	16	16	18	1	°C
	DHW Tank Temp	Max	**51	50	50	70	1	°C
		Min	**52	40	30	40	1	°C
Water Law Code 20***	Outdoor Temp for Water Law (Heating)	H1	**11	-10	-20	5	1	°C
		H2	**12	15	10	20	1	°C
	Water Out Temp for WL1 Heating (WL1-Floor)	H1	**21	40	17	55	1	°C
		H2	**22	25	17	55	1	°C
	Water Out Temp for WL2 Heating (WL2-Fan Coil Unit)	H1	**31	50	17	55	1	°C
		H2	**32	35	17	55	1	°C
	Heating Water Law for Auto Mode	WL Type	**41	1(WL1)	1	2	-	-
	Outdoor Temp for Water Law (Cooling)	C1	**51	30	25	35	1	°C
		C2	**52	40	35	45	1	°C
	Water Out Temp for WL1 Cooling (WL1-Floor)	C1	**61	25	5	25	1	°C
		C2	**62	18	5	25	1	°C
	Water Out Temp for WL2 Cooling (WL2-Fan Coil Unit)	C1	**71	18	5	25	1	°C
		C2	**72	5	5	25	1	°C
	Cooling Water Law for Auto Mode	WL Type	**81	1(WL1)	1	2	-	-
	External Thermostat Application	#1(Floor)	**91	0(No)	0	2	1	-
		#2(FCU)	**92	0(No)	0	2	1	-

- Code 30** : User's options for domestic hot water(DHW) tank heating
 - 3011 : Application of DHW tank in user's system
 - 302* : Heat pump variables for tank temp. control and combination with booster heater
 - 303* : Booster heater variables for combination with heat pump
 - 304* : Periodical disinfection heating of water tank
 - 305* : Off timer for power DHW mode by Forced DHW of wired remote controller
 - 3061 : Combination of external field solar panel for with heat pump for DHW heating
 - 307* : Default direction of the DHW valve or Zone #1, #2 valve
 - When the 3way valve is applied to DHW Valve terminal block instead of 2way valve, default direction is Space Heating (Room)

Field Setting Value								
Main Menu & Code	Sub Menu Function	Description	Sub Code	Default	Min	Max	Step	Unit
DHW Code 30**	Domestic Hot Water Tank	Application	**11	0(No)	0	1(Yes)	-	-
	Heat Pump	Max Temp	**21	50	45	50	1	°C
		Stop	**22	2	2	10	1	°C
		Start	**23	5	5	20	1	°C
		Min. Space heating operation time	**24	5	1	20	1	min
		Max. DHW operation time	**25	30	5	95	5	min
		Max. Space heating operation time	**26	3	0.5	10	0.5	hour
	Booster Heater	Application	**31	1(On)	0(Off)	1	-	-
		Delay Time	**32	20	20	95	5	min
		Overshoot	**33	0	0	4	1	°C
		Compensation Temp	**34	10	0	20	1	°C
	Disinfection	Application	**41	1(On)	0(Off)	1	-	-
		Interval	**42	Fri(5)	Sun(0)	All(7)	1	day
		Start Time	**43	23	0	23	1	o'clock
		Target Temp	**44	70	40	70	5	°C
		Duration	**45	10	5	60	5	min
	Forced DHW operation	Max time	**46	8	1	24	1	hour
		Timer OFF Function	**51	0(Off)	0	1(On)	-	-
	Solar Panel/DHW Thermostat	Timer Duration	**52	6	3	30	1	(x10) min
		H/P Combination	**61	0	0	2	-	-
	Direction of DHW valve	DHW Tank	**71	0(Room)	0	1(Tank)	-	-

Field setting mode

- Code 40*** : User's options for heating devices including internal backup heater and external boiler
 - 401* : Space/DHW heating priority and control variables
 - 402* : Backup/Booster heater priority and control variables
 - 403* : Additional backup boiler operating variables
- Code 50*** : User's options for extra functions
 - 501* : New target temperatures of each mode by "Outgoing" hot key of remote controller
 - 5021 : Temperature difference between before & after values in "Economic" DHW mode
 - 504* : Power Peak control for Smart Grid

Field Setting Value									
Main Menu & Code	Sub Menu Function	Description	Sub Code	Default	Min	Max	Step	Unit	
Heating Code 40***	Heat Pump	Heating/DHW Priority	**11	0(DHW)	0	1(Heating)	-	-	
		Outdoor Temp for Priority	**12	0	-15	20	1	°C	
		Heating Off	**13	35	14	35	1	°C	
		Overshoot	**14	2	1	4	1	°C	
	Backup Heater	Application	**21	0(No)	0	1(Yes)	-	-	
		BUH/BSH Priority	**22	0(Both)	0	2(BSH)	1	-	
		Cold weather compensation	**23	1(Yes)	0(No)	1	-	-	
		Threshold Temp	**24	0	-15	35	1	°C	
	Backup Boiler	Defrost Backup Temp.	**25	15	10	55	5	°C	
		Application	**31	0(No)	0	1(Yes)	-	-	
		Boiler Priority	**32	0(No)	0	1(Yes)	-	-	
	Mixing valve	Threshold Temp	**33	-15	-20	5	1	°C	
		Application	**41	0(No)	0	2	1	-	
		Target ΔT(Heating)	**42	10	5	15	1	°C	
		Target ΔT(Cooling)	**43	10	5	15	1	°C	
		Control factor	**44	2	1	5	1	-	
		Control interval	**45	2	1	30	1	min	
	Inverter Pump	Running Time	**46	9	6	24	3	(x10) sec	
		Application	**51	1(Yes)	0	1(Yes)	-	-	
		Target ΔT	**52	5	2	8	1	°C	
		Control factor	**53	2	1	3	1	-	
	Others Code 50***	Outing	Water Out Temp for Cooling	**11	25	5	25	1	°C
			Room Temp for Cooling	**12	30	18	30	1	°C
Water Out Temp for Heating			**13	15	15	55	1	°C	
Room Temp for Heating			**14	16	16	30	1	°C	
Auto Cooling WL1 Temp			**15	25	5	25	1	°C	
Auto Cooling WL2 Temp			**16	25	5	25	1	°C	
Auto Heating WL1 Temp			**17	15	15	55	1	°C	
Auto Heating WL2 Temp			**18	15	15	55	1	°C	
Target Tank Temp			**19	30	30	70	1	°C	
DHW Saving Mode		Temp Difference	**21	5	0	40	1	°C	
Power Peak Control	Application	**41	0(No)	0	1(Yes)	-	-		
	Select forced off parts	**42	0	0	3	1	-		
	Using input voltage	**43	1(High)	0(Low)	1	-	-		
	Frequency Ratio Control	**51	0(No)	0	1(Yes)	-	-		

- Code 5042

[D-00]	Compressor	Back up heater	Booster heater
0 (Default)	Permitted	Forced off	Permitted
1	Permitted	Forced off	Forced off
2	Forced off	Forced off	Permitted
3	Forced off	Forced off	Forced off

Remote Controller Setting Range : Code 10**

Field Setting Value								
Main Menu & Code	Sub Menu Function	Description	Sub Code	Default	Min	Max	Step	Unit
Remote Controller Setting Range Code 10**	Water Out Temp for Cooling	Max	**11	25	18	25	1	°C
		Min	**12	16	5	18	1	°C
	Room Temp for Cooling	Max	**21	30	28	30	1	°C
		Min	**22	18	18	28	1	°C
	Water Out Temp for Heating	Max	**31	55	37	55	1	°C
		Min	**32	25	15	37	1	°C
	Room Temp for heating	Max	**41	30	18	30	1	°C
		Min	**42	16	16	18	1	°C
	DHW Tank Temp	Max	**51	50	50	70	1	°C
		Min	**52	40	30	40	1	°C

Space Cooling

- Target water outlet temperature : Upper limit(#1011, Default 25°C, Range : 18 ~ 25°C),
Lower limit(#1012, Default 16°C, Range : 5 ~ 18°C)
 - With this default FSV settings, user can change the target water outlet temperature within the range of 5 ~ 25°C for cooling
- Target room temperature : Upper limit(#1021, Default 30°C), Lower limit(#1022, Default 18°C)
 - With this default FSV settings, user can change the target room temperature within the range of 18 ~ 30°C for cooling.

Space Heating

- Target water outlet temperature : Upper limit(#1031, Default 55°C, Range : 37 ~ 55°C),
Lower limit(#1032, Default 25°C, Range : 15 ~ 37°C)
 - With this default FSV settings, user can change the target water outlet temperature within the range of 25 ~ 55°C for heating.
- Target room temperature : Upper limit(#1041, Default 30°C), Lower limit(#1042, Default 16°C)
 - With this default FSV settings, user can change the target room temperature within the range of 16 ~ 30°C for heating.

DHW Heating

- Target DHW tank temperature : Upper limit(#1051, Default 50°C, Range : 50 ~ 70°C),
Lower limit(#1052, Default 40°C, Range : 30 ~ 40°C)
 - With this default FSV settings, user can change the target tank temperature within the range of 40 ~ 50°C for DHW heating.

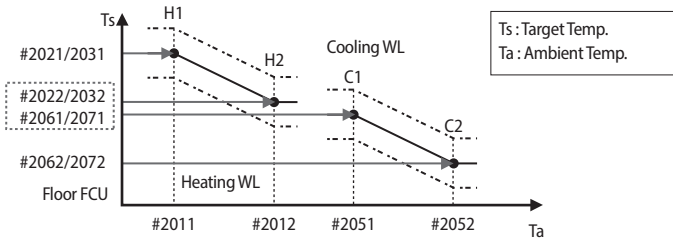


NOTE

- The FSV #3011 in the wired remote controller should be set to "1(Yes)" to use DHW function.

Field setting mode

Water Law & Room Thermostat : Code 20**



Field Setting Value

Main Menu & Code	Sub Menu Function	Description	Sub Code	Default	Min	Max	Step	Unit
Water Law Code 20**	Outdoor Temp for Water Law (Heating)	H1	**11	-10	-20	5	1	°C
		H2	**12	15	10	20	1	°C
	Water Out Temp for WL1 Heating (WL1-Floor)	H1	**21	40	17	55	1	°C
		H2	**22	25	17	55	1	°C
	Water Out Temp for WL2 Heating (WL2-Fan Coil Unit)	H1	**31	50	17	55	1	°C
		H2	**32	35	17	55	1	°C
	Heating Water Law for Auto Mode	WL Type	**41	1(WL1)	1	2	-	-
	Outdoor Temp for Water Law (Cooling)	C1	**51	30	25	35	1	°C
		C2	**52	40	35	45	1	°C
	Water Out Temp for WL1 Cooling (WL1-Floor)	C1	**61	25	5	25	1	°C
		C2	**62	18	5	25	1	°C
	Water Out Temp for WL2 Cooling (WL2-Fan Coil Unit)	C1	**71	18	5	25	1	°C
		C2	**72	5	5	25	1	°C
	Cooling Water Law for Auto Mode	WL Type	**81	1(WL1)	1	2	-	-
	External Thermostat Application	#1(Floor)	**91	0(No)	0	2	1	-
		#2(FCU)	**92	0(No)	0	2	1	-

Water Law for Heating

- Outdoor air temperature range : Lower limit H1(#2011, Default -10°C, Range : -20 ~ 5°C),
Upper limit H2(#2012, Default 15°C, Range : 10 ~ 20°C)
 - With this default settings, the water outlet temperature by heating water law can be changed within the outdoor temperature range of -10 ~ 15°C.
- Water out temperature range for floor/FCU applications respectively :
Upper limit H1(#2021/2031, Default 40/50°C, Range : 17 ~ 55°C),
Lower limit H2(#2022/2032, Default 25/35°C, Range : 17 ~ 55°C)
 - With this default settings, the water outlet temperature by heating water law can be changed within the range of 25/35 ~ 40/50°C.
- Type of water law for according to heating devices(floor/FCU) : #2041(Default "1"(WL1 for floor)), "2"(WL2 for FCU or radiator)

Water Law for Cooling

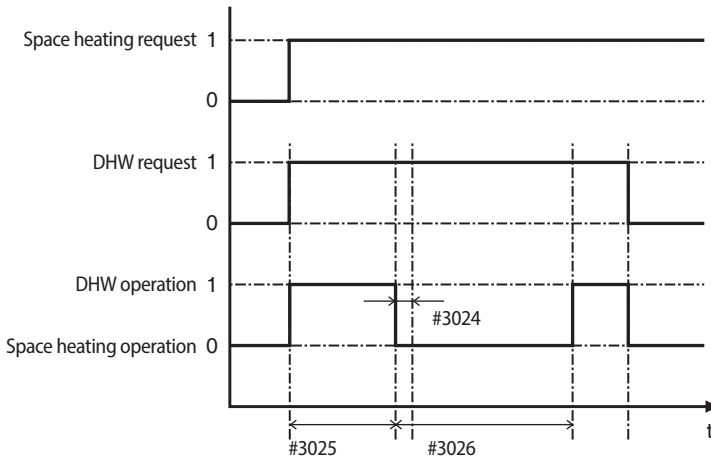
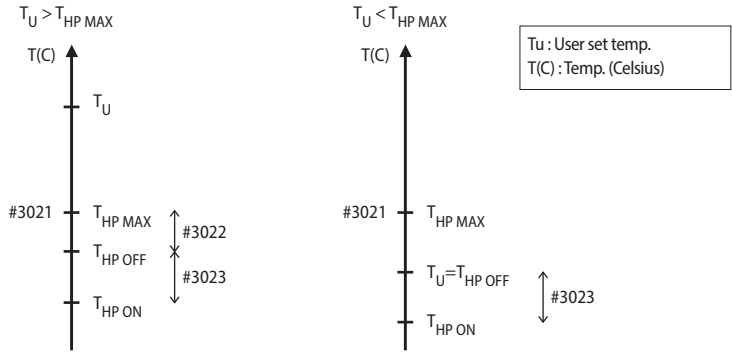
- Outdoor air temperature range : Lower limit C1(#2051, Default 30°C, Range : 25 ~ 35°C),
Upper limit C2(#2052, Default 40°C, Range : 35 ~ 45°C)
 - With this default settings, the water outlet temperature by cooling water law can be changed within the outdoor temperature range of 30 ~ 40°C.
- Water out temperature range for floor/FCU applications respectively :
Upper limit C1(#2061/2071, Default 25/18°C), Lower limit C2(#2062/2072, Default 18/5°C)
 - With this default settings, the water outlet temperature by cooling water law can be changed within the range of 5/18 ~ 18/25°C.
- Type of water law for according to cooling devices(floor/FCU) : #2081(Default "1"(WL1 for floor), "2"(WL2 for FCU or radiator)

External Room Thermostat (Field Option)

- Terminal #1(#2091, Default "0" for no usage), #2(#2092, Default "0" for no usage)
 - To use wired remote controller for heating/cooling operation, both of the above settings should be set to "0" simultaneously. If not, thermostat controls system.
 - If set to #2091/#2092 1, the compressor can be turned on or off only by the thermostat.
 - If set to #2091/#2092 2, the compressor can be turned on or off by the thermostat or according to the WL discharged water temperature.
 - Types of water law used by room thermostat operation will follow the FSV settings defined in #2041(heating) and #2081(cooling) respectively.
 - During the thermostat operation, the user has the possibility to shift up or down the target water temperature within the range of -5 ~ +5°C.
- When the remote controller is used, floor valve should be connected to zone #1 and the FCU valve should be separately connected to zone #2 of the CONTROL KIT PBA.
- When only floor cooling/heating is installed and if the Water Law or outlet water temperature is too low, 2way valve may closed and E911 error may occur.
- When the floor and FCU units are installed together and operating in cooling mode, floor valve may close and E911 may occur to prevent floor condensation when the outlet water temperature is below 16°C. Therefore FCU should secure minimum value for the flow rate.
- Thermostat #2 which controls FCU has the priority for operation modes and the discharge water temperature.
- Samsung is not responsible for the accidents such as floor condensations which can occur by not connecting the valve to the zone #1 port of the CONTROL KIT PBA.

Field setting mode

DHW Heating : Code 30**



Field Setting Value								
Main Menu & Code	Sub Menu Function	Description	Sub Code	Default	Min	Max	Step	Unit
DHW Code 30**	Domestic Hot Water Tank	Application	**11	0(No)	0	1(Yes)	-	-
	Heat Pump	Max Temp	**21	50	45	50	1	°C
		Stop	**22	2	2	10	1	°C
		Start	**23	5	5	20	1	°C
		Min. Space heating operation time	**24	5	1	20	1	min
		Max. DHW operation time	**25	30	5	95	5	min
		Max. Space heating operation time	**26	3	0.5	10	0.5	hour
	Booster Heater	Application	**31	1(On)	0(Off)	1	-	-
		Delay Time	**32	20	20	95	5	min
		Overshoot	**33	0	0	4	1	°C
		Compensation Temp	**34	10	0	20	1	°C
	Disinfection	Application	**41	1(On)	0(off)	1	-	-
		Interval	**42	Fri(5)	Sun(0)	All(7)	1	day
		Start Time	**43	23	0	23	1	o'clock
		Target Temp	**44	70	40	70	5	°C
		Duration	**45	10	5	60	5	min
	Forced DHW operation	Max time	**46	8	1	24	1	hour
		Timer OFF Function	**51	0(Off)	0	1(On)	-	-
	Solar Panel/DHW Thermostat	Timer Duration	**52	6	3	30	1	(x10) min
		H/P Combination	**61	0	0	2	1	min
Direction of DHW valve	DHW Tank	**71	0(Room)	0	1(Tank)	-	-	

DHW Application

The FSV #3011 in the wired remote controller should be set to "1(Yes)" to use DHW function.

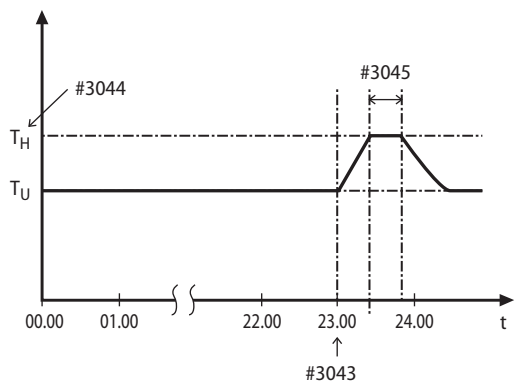
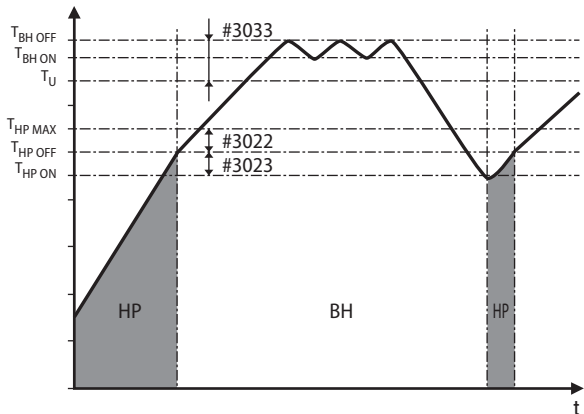
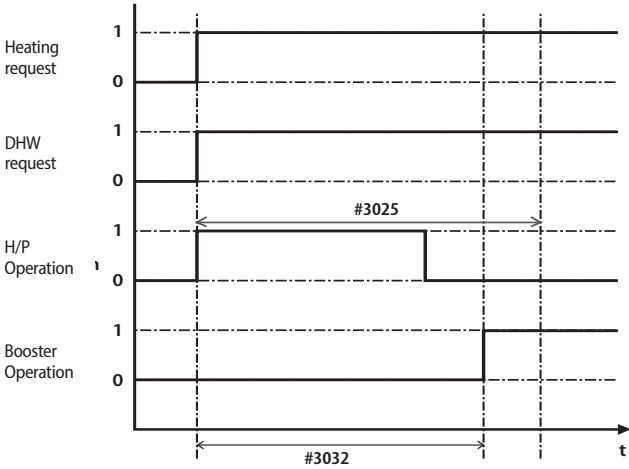
Heat Pump Variables for Controlling DHW Tank

- Maximum DHW tank temperature with R-410A(refrigerant) heat pump operation : FSV #3021, Default 50°C, Range : 45 ~ 50°C.
- Temperature difference determining the heat pump OFF temperature : FSV #3022, Default 2°C, Range : 2 ~ 10°C.
- Temperature difference determining the heat pump ON temperature : FSV #3023, Default 5°C, Range : 5 ~ 20°C.
- DHW heating mode timer : Mode timer manage the operation terms when there are simultaneous requests of space heating/cooling and DHW.
 - FSV #3024(minimum Space heating operating time, Default 5 min., Range 1 ~ 20 min.), #3025(maximum DHW time, Default 30 min., Range 5 ~ 95 min.), #3026(maximum space heating operation time, Default 3 hour, Range 0.5 ~ 10 hour)
 - Maximum operation time is applied only when both DHW and Space heating request operation. DHW or Space heating operates continuously until reaching at target temperature without time limitation in the single operation.



- The FSV #4011 for DHW priority should be set to "0(DHW)"(Default). Space heating gets a priority by setting FSV #4011 "1", but this is only valid when the outdoor temperature is lower than the specified temperature defined by FSV #4012.

Field setting mode



Booster Heater Variables for Controlling DHW Tank

- The FSV #3031 should be set to "1(On)"(Default) to use booster heater as an additional heat source for DHW tank.
- Booster heater startup delay timer : In case of DHW request, this timer will delay the operation of booster heater compared to heat pump.
 - FSV #3032(Default 20 min., Range 20 ~ 95 min.), In "Power" DHW mode, the delay timer will be neglected, and the booster starts immediately.
 - In "Economic" DHW mode, the DHW heating will be conducted only with heat pump.
 - #3032 should be smaller than the maximum H/P time(#3025). If the delay time is set too high, it might take very long time for DHW heating.
- Temperature difference determining the booster heater OFF temperature($T_{BH\ OFF} = T_u + \#3033$) : FSV #3033, Default 0°C, Range : 0 ~ 4°C.
- Temperature difference determining the booster heater ON temperature($T_{BH\ ON} = T_{BH\ OFF} - 2$)
- DHW compensation temperature in case of space heating/cooling priority : FSV #3034 will be explained in next page.



NOTE

- The FSV #4022 for booster heater priority should be set to "0(both)"(Default) or "2"(booster) to use booster heater.
- If not(backup heater priority), the booster heater can be operated in case of no backup heater demand.

Disinfection Function

- The FSV #3041 should be set to "1(On)"(Default) to use disinfection function.
 - Scheduling : Day(#3042, Default "Friday"), starting time(#3043, Default "23:00"), target tank temp. (#3044, Default "70°C"), duration(#3045, Default 10 min.)



NOTE

- Disinfection function is available only when a booster heater is connected.
- Check tank capacity, booster heater capacity, and booster heater for issues if disinfection operation does not work normally over the maximum operation time.

Forced DHW by User's Input

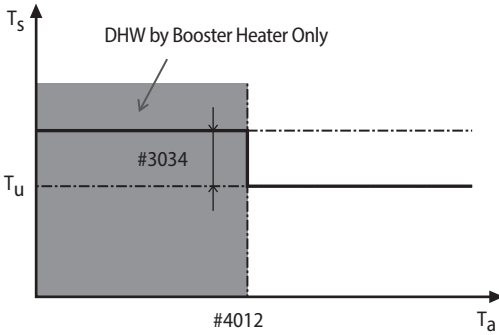
- Forced DHW mode can be activated by changing setting value from the default setting (#3011,"0"(No)).
- Forced DHW mode shall be working depending on Timer setting(#3051, #3052).

Additional Solar panel/DHW thermostat Installation for DHW with Heat Pump (Field Option)

- Solar panel and heat pump are able to operate simultaneously by default setting value. (FSV #3061,"1")
- When using DHW thermostat, set the FSV #3061,"2".
- Zone #1 and #2 valve always keep open except DHW mode in "ON" when the power is "ON" unless changing the FSV #3071. Default: Room direction valves are open and DHW valve is closed.
- Zone #1 and #2 can be open separately or simultaneously but all three zone valves can not be open or closed at the same time.
- There is one minute delay of 2-way valve closing whereas no delay of valve opening.
- Individual zone control is only available with external thermostat.

Field setting mode

Space Heating : Code 40**



Field Setting Value								
Main Menu & Code	Sub Menu Function	Description	Sub Code	Default	Min	Max	Step	Unit
Heating Code 40**	Heat Pump	Heating/DHW Priority	**11	0(DHW)	0	1(Heating)	-	-
		Outdoor Temp for Priority	**12	0	-15	20	1	°C
		Heating Off	**13	35	14	35	1	°C
		Overshoot	**14	2	1	4	1	°C
	Backup Heater	Application	**21	0(No)	0	1(Yes)	-	-
		BUH/BSH Priority	**22	0(Both)	0	2(BSH)	1	-
		Cold weather compensation	**23	1(Yes)	0(No)	1	-	-
		Threshold Temp	**24	0	-15	35	1	°C
		Defrost Backup Temp.	**25	15	10	55	5	°C
	Backup Boiler	Application	**31	0(No)	0	1(Yes)	-	-
		Boiler Priority	**32	0(No)	0	1(Yes)	-	-
		Threshold Temp	**33	-15	-20	5	1	°C
	Mixing valve	Application	**41	0(No)	0	2	1	-
		Target ΔT (Heating)	**42	10	5	15	1	°C
		Target ΔT (Cooling)	**43	10	5	15	1	°C
		Control factor	**44	2	1	5	1	-
		Control interval	**45	2	1	30	1	min
		Running Time	**46	9	6	24	3	(x10) sec
	Inverter Pump	Application	**51	1(Yes)	0	1(Yes)	-	-
		Target ΔT	**52	5	2	8	1	°C
		Control factor	**53	2	1	3	1	-

Heat Pump Variables for Space Heating

- FSV #4011 for DHW priority is set to "0(DHW)"(Default) as a default. Space heating gets a priority by setting FSV #4011 "1", but this is only valid when the outdoor temperature is lower than the specified temperature defined by FSV #4012.
- Cold weather compensation is applied when the space heating gets a priority (FSV #4011=1). It is due to position of heating coil and booster heater in the water tank. Heating coil is at the bottom part of the water tank and the booster heater is located at the middle part of the tank. So the heating coil is efficient to heat the whole water in the tank. Chances that hot water flows through the heating coil decrease with the space heating priority. And lower part of water in the tank might not get enough heat with the booster heater. Cold weather compensation is raising the booster heater target temperature by temperature of FSV #3034 (default=10°C) higher than the user setting.
- Space heating off temperature(FSV #4013, Default "35°C", Range 14 ~ 35°C):
At high outdoor temperature above this value, the space heating will be turned off, to avoid overheating.
- Overshoot temperature(FSV #4014, Default "2°C", Range 1 ~ 4°C): N/A yet

Backup Heater Variables for Space Heating

- The FSV #4021 should be set to 1(Yes) to use 2-stage electric backup heater in CONTROL KIT as an additional heat source.
- To compensate the lowered heat pump heating performance under very cold weather conditions, the FSV #4023 should be set to "1(On)"(Default).
 - The threshold temperature to use backup heater for cold weather compensation:
FSV #4024, Default "0°C", Range -15 ~ 35°C
 - The backup heater operation is restricted to save energy in the threshold temperature range.
- The FSV #4022 for backup heater priority should be set to "0(both)"(Default) or "1"(backup) to use backup heater. If not(booster heater priority), the backup heater can be operated in case of no booster heater demand.
- The threshold temperature for backup heater operation during defrost mode to prevent cold draft because of chilled water can be controlled by adjusting FSV #4025. Under FSV #4025 of water outlet temperature, backup heater Will be turned on.



NOTE

- To use both heaters together at the same time, please check the capacity of the power circuit breaker of your house before use.

External Backup Boiler for Space Heating (Field Option)

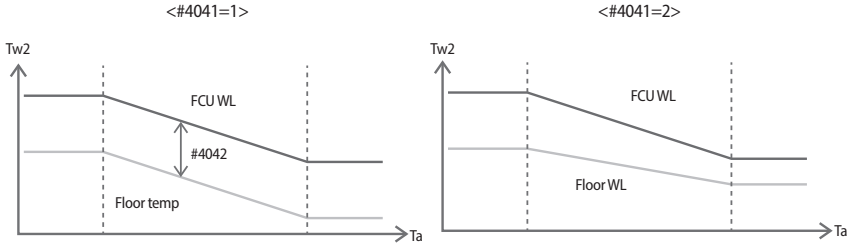
- The FSV #4031 should be set to "1(Yes)" to use a backup boiler as an additional heat source. (default: "0 (No installation)")
- Priority of backup boiler and heat pump is defined by FSV #4032 (default: "0(OFF)")
- To compensate the lowered heat pump heating performance under very cold weather conditions, the backup boiler operates instead of heat pump under the threshold temperature (FSV #4033, Default "-15°C", Range -20 ~ 5°C).

Field setting mode

Mixing vavle Installation(Field Option)

- The FSV #4041 should be set to "1 or 2" to use mixing valve.
- * 4041 = 1 : Controlled based on the temperature difference (4042, 4043)
- * 4041 = 2 : Controlled based on the temperature difference of the WL value

ex) Heating



- FSV #4042/#4043 is for adjusting temperature difference between Tw3(Tw2) and Tw4.
- When using mixing valve, FSV #4046 should be matched with mixing valve running time characteristic.

Inverter Pump Installation(Field Option)

- FSV #4052 is for adjusting temperature difference between Tw2 and Tw1.



Tw1(Inlet Water Temp), Tw2(Outlet Water Temp), Tw3(Backup Heater outlet Water Temp), Tw4(Mixing valve Temp).

Others : Code 50**

Field Setting Value								
Main Menu & Code	Sub Menu Function	Description	Sub Code	Default	Min	Max	Step	Unit
Others Code 50**	Outing	Water Out Temp for Cooling	**11	25	5	25	1	°C
		Room Temp for Cooling	**12	30	18	30	1	°C
		Water Out Temp for Heating	**13	15	15	55	1	°C
		Room Temp for Heating	**14	16	16	30	1	°C
		Auto Cooling WL1 Temp	**15	25	5	25	1	°C
		Auto Cooling WL2 Temp	**16	25	5	25	1	°C
		Auto Heating WL1 Temp	**17	15	15	55	1	°C
		Auto Heating WL2 Temp	**18	15	15	55	1	°C
		Target Tank Temp	**19	30	30	70	1	°C
	DHW Saving Mode	Temp Difference	**21	5	0	40	1	°C
	Power Peak Control	Application	**41	0(No)	0	1(Yes)	-	-
		Select forced off parts	**42	0(All)	0	3	1	-
		Using input voltage	**43	1(High)	0(Low)	1	-	-
Frequency Ratio Control			**51	0(No)	0	1(Yes)	-	-

Outing Mode (Hot Key of Wired Remote Controller)

- All the target temperatures – space heating and cooling, water law, DHW, Room temperature – are set to the values defined in the above table under the holiday mode (outing hot key)



With the lowered target temperatures (FSV #5011 ~ #5019), the system operates normally.

Economic DHW Heating

- DHW heating only by the heat pump to save energy. Target DHW temperature is lower than the temperature set by user. The temperature difference is defined by FSV #5021. (default: 5°C)
 - If user sets the temperature 45°C, the system sets the target temperature 40°C with the default setting.

Peak Power Control

- If users make contracts with local electric power company for limiting the amount of power consumption when a surge in power usage, users can set FSV of "Forced off".
- According to FSV (#5041), Default is Non-usage. And According to FSV (#5042), If input is "0 (default)", Back up heater (BUH) is unavailable while external contact is high.
 - If input is "1", Only Compressor (Heat Pump) is available.
 - If input is "2", Only Booster Heater (BSH) is available.
 - If input is "3", nothing is available.
- Applying the control when power voltage of input contact is high is default. According to FSV (#5043), it is available to adopt this logic in low condition exceptionally.
- When applying to this logic, SAMSUNG controller come to get "Thermo off" condition for all operation.
- If not used for a long time, anti-freeze fluid shall be used for preventing damage to the unit in cold condition.

Maintaining the unit

Maintenance activities

- In order to ensure optimal availability of the unit, a number of checks and inspections on the unit and the field wiring have to be carried out at regular intervals, preferably yearly. This maintenance should be carried out by SAMSUNG local technician. Besides keeping the remote controller clean by means of a soft damp cloth, no maintenance is required by the operator.



- During longer periods of standstill, e.g. during summer with a heating only application, it is very important NOT TO SWITCH OFF THE POWER SUPPLY towards the unit.
- Switching off the power supply stops the automatic repetitive movement of the motor in order to prevent it from getting jammed.

This product contains fluorinated greenhouse gases covered by the Kyoto Protocol.

Refrigerant type: R-410A

GWP(1) value: 2088 (GWP = global warming potential)

- Periodical inspections for refrigerant leaks may be required depending on European or local legislation. Please contact your local dealer for more information.

Maintaining the unit

Emergency heating / Emergency hot water supply

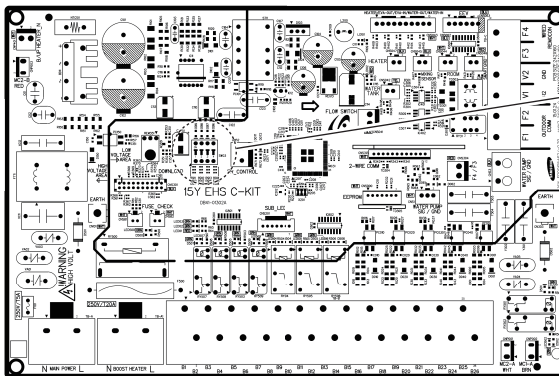
<Emergency heating_(when using #4021)>

- Heating function is performed only by the backup heater if the outdoor unit malfunctions (available only when a backup heater is connected).
- Enabling the function : Turn off the Control kit Dip S/W #1, and then turn the power off and on.
- Disabling the function : Turn on the Control kit Dip S/W #1, and then turn the power off and on.
- Default operation : Automatic heating is performed at a set temperature of 35°C.

<Emergency hot water supply_(when using FSV #3011, 3031)>

- Hot water is supplied only by the booster heater if the outdoor unit malfunctions.
- Enabling the function : Turn off the Control kit Dip S/W #2, and then turn the power off and on.
- Disabling the function : Turn on the Control kit Dip S/W #2, and then turn the power off and on.
- Default operation : Automatic hot water supply is performed at a set temperature of 50°C.

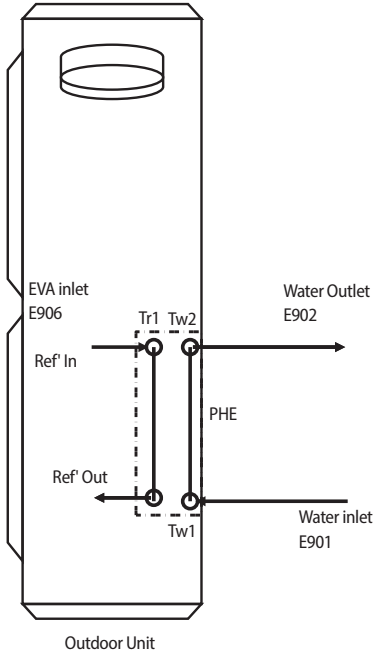
<Control kit PCB>



Troubleshooting tips

If the unit has some problem to work properly, error codes will be displayed on the wired remote controller. The following table describes the explanation of the error codes.

Display	Explanation
653	Wired remote controller temp sensor SHORT or OPEN
901	Water Inlet temp sensor SHORT or OPEN
902	PHE Outlet temp sensor SHORT or OPEN
903	Water outlet (Back up Heater) temp sensor SHORT or OPEN (The Backup heater for using)
904	Water TANK temp sensor SHORT or OPEN
906	Outdoor Eva Inlet Temp Sensor SHORT or OPEN
916	Mixing valve temp sensor SHORT or OPEN(When FSV #4041 "1" or "2")



Wired remote controller
temp sensor
E653



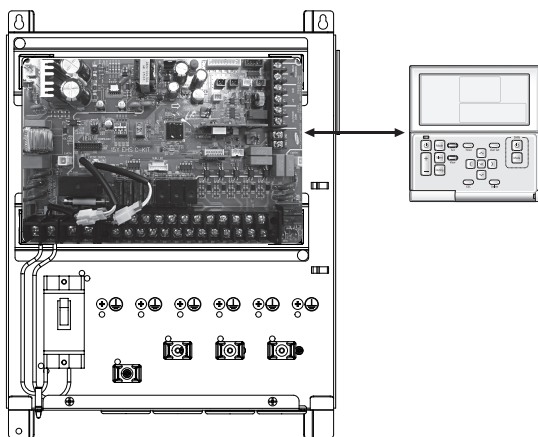
Water tank temp
sensor
E904

Troubleshooting tips

Communication


Display	Explanation
<i>E01</i>	Communication error between remote controller and the CONTROL KIT
<i>E04</i>	Tracking error between remote controller and the CONTROL KIT
<i>E54</i>	Memory(EEPROM) Read/Write Error(Wired remote Controller data error)

E601, E604



E654

- MEMORY(EEPROM) Read/Write Error (Wired controller data error)

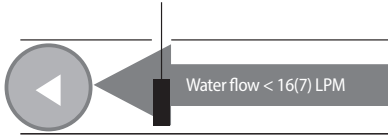


Water pump & Flow S/W

Display	Explanation
911	Flow S/W OFF error In case of flow S/W OFF in 30sec during water pump signal is ON(Starting) In case of flow S/W OFF in 15sec during water pump signal is ON (After starting)
912	Flow S/W ON error In case of flow S/W ON in 10min during water pump signal is OFF

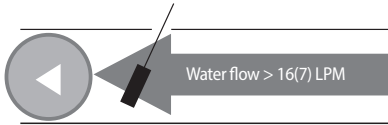
E911

- Water pump ON (Flow S/W off)
- Water pump ON (Flow S/W off) : NOT enough water flow



E912

- Water pump OFF (Flow S/W on)



Error codes

If the unit has some problems and does not work normally, error code is shown on the OUTDOOR UNIT main PBA or LCD of the wired remote controller.

Display	Explanation	Error Source
101	CONTROL KIT / OUTDOOR UNIT wire connection error	CONTROL KIT, OUTDOOR UNIT
162	EEPROM Error	CONTROL KIT
163	EEPROM option setting error	CONTROL KIT
198	Error of Terminal Block's Thermal Fuse(Open)	CONTROL KIT
201	CONTROL KIT/OUTDOOR UNIT communication error (Matching error)	CONTROL KIT, OUTDOOR UNIT
202	CONTROL KIT/OUTDOOR UNIT communication error (3 min)	CONTROL KIT, OUTDOOR UNIT
203	Communication error between INVERTER and MAIN MICOM (6 min)	OUTDOOR UNIT
221	OUTDOOR UNIT temperature sensor error	OUTDOOR UNIT
231	condenser temperature sensor error	OUTDOOR UNIT
251	Discharge temperature sensor error	OUTDOOR UNIT
320	OLP sensor error	OUTDOOR UNIT
403	Detection of OUTDOOR UNIT compressor freezing (During cooling operation)	OUTDOOR UNIT
404	Protection of OUTDOOR UNIT when it is overload (during Safety Start, Normal operation state)	OUTDOOR UNIT
407	Comp down due to high pressure	OUTDOOR UNIT
416	Discharge of a compressor is overheated	OUTDOOR UNIT
425	Power source line missing error (only for 3-phase model)	OUTDOOR UNIT
440	Heating operation blocked (outdoor temperature over 35°C)	OUTDOOR UNIT
441	Cooling operation blocked (outdoor temperature under 9°C)	OUTDOOR UNIT
458	OUTDOOR UNIT fan1 error	OUTDOOR UNIT
461	[Inverter] Compressor startup error	OUTDOOR UNIT
462	[Inverter] Total current error/PFC over current error	OUTDOOR UNIT
463	OLP is overheated	OUTDOOR UNIT
464	[Inverter] IPM over current error	OUTDOOR UNIT
465	Compressor V limit error	OUTDOOR UNIT
466	DC LINK over/low voltage error	OUTDOOR UNIT
467	[Inverter] Compressor rotation error	OUTDOOR UNIT
468	[Inverter] Current sensor error	OUTDOOR UNIT
469	[Inverter] DC LINK voltage sensor error	OUTDOOR UNIT
470	EEPROM Read/Write error	OUTDOOR UNIT
471	[Inverter] OTP error	OUTDOOR UNIT
474	IPM(IGBT Module) or PFCM temperature sensor Error	OUTDOOR UNIT

Display	Explanation	Error Source
475	OUTDOOR UNIT fan2 error	OUTDOOR UNIT
484	PFC Overload Error	OUTDOOR UNIT
485	Input current sensor error	OUTDOOR UNIT
500	IPM is overheated	OUTDOOR UNIT
554	Gas leak error	OUTDOOR UNIT
590	Inverter EEPROM Checksum error	OUTDOOR UNIT
601	Communication error between the CONTROL KIT and wired remote controller	Wired Remote Controller
602	Wired remote controller Master/Slave setting error	Wired Remote Controller
604	Communication tracking error between the CONTROL KIT and wired remote controller	CONTROL KIT, Wired Remote Controller
607	Communication error between the Master and Slave wired remote controllers	Wired Remote Controller
901	Water inlet (PHE) temperature sensor error(open/short)	OUTDOOR UNIT
902	Water outlet (PHE) temperature sensor error(open/short)	OUTDOOR UNIT
903	Water outlet (backup heater) temperature sensor error.	CONTROL KIT
904	DHW tank temperature sensor error	CONTROL KIT
906	Outdoor Eva Inlet Temp Sensor (open/short)	OUTDOOR UNIT
911	Flow switch and water pump error (F/S signal is OFF for 10 sec. during the water pump signal is ON)	CONTROL KIT
912	Flow switch and water pump error (Water pump signal is OFF for 60sec during the F/S signal is ON)	CONTROL KIT
916	Mixing valve temp sensor (open/short)	CONTROL KIT



NOTE

- When the product does not work during or after the concrete curing function and it displays "CC" on the wired remote controller, contact the installer to cancel the concrete curing function.

Product Specification

Type	Unit	AE50JXYDEH	AE090JXYDEH AE090JXYDGH	AE120JXYDEH AE120JXYDGH	AE140JXYDEH AE140JXYDGH	AE160JXYDEH AE160JXYDGH
Power source	-	1Φ, 220~240VAC 50Hz	1Φ, 220~240VAC 50Hz 3Φ, 380~415VAC 50Hz	1Φ, 220~240VAC 50Hz 3Φ, 380~415VAC 50Hz	1Φ, 220~240VAC 50Hz 3Φ, 380~415VAC 50Hz	1Φ, 220~240VAC 50Hz 3Φ, 380~415VAC 50Hz
Refrigerant	g	1,150(R-410A)	1,400(R-410A) 1,500(R-410A)	2,600(R-410A)	2,600(R-410A)	2,600(R-410A)
Noise (Heat/Cool, Pressure)	dB(A)	45/45	48/48	50/50	51/52	52/54
Water connection (In/Out)	Inch	1.0	1.0	1.0	1.0	1.0
Leaving water temperature	°C	Cooling : 5~25 Heating : 25~55	Cooling : 5~25 Heating : 25~55	Cooling : 5~25 Heating : 25~55	Cooling : 5~25 Heating : 25~55	Cooling : 5~25 Heating : 25~55
Operating range (Heat/Cool)	°C	-25~35/10~46	-25~35/10~46	-25~35/10~46	-25~35/10~46	-25~35/10~46
Weight (net/gross)	kg	59/63	76/84	108/118	108/118	108/118
Size (WxHxD, net)	mm	880 x 798 x 310	940 x 998 x 330	940 x 1,420 x 330	940 x 1,420 x 330	940 x 1,420 x 330

* At the temperature -25 °C ~ -20 °C, operation is available but capacity cannot be guaranteed.

Model Name	Unit	MIM-E03*N
Compatible with	-	EHS Mono Type
Power Supply	-	1Φ, 2#, 220~240 VAC, 50 Hz
Weight (net/gross)	kg	3.5 / 6.0
Net Dimensions (WxHxD)	mm	290 x 110 x 370
Shipping Dimensions (WxHxD)	mm	439 x 168 x 329

COMMISSION REGULATION (EU) No 813/2013 ¹⁾

ECODESIGN REQUIREMENTS FOR SPACE HEATER ¹⁾

A	Model(s) : AE050JXYDEH
B	Air-to-water heat pump : yes
C	Water-to-water heat pump : no
D	Brine-to-water heat pump : no
E	Low-temperature heat pump : no
F	Equipped with a supplementary heater : no
G	Heat pump combination heater : no
H	Parameters shall be declared for medium-temperature application, except for low-temperature heat pumps. For low-temperature heat pump, parameters shall be declared for low-temperature application.
I	Parameters shall be declared for average climate conditions.

	Item ⁽¹⁾	Symbol ⁽²⁾	Value ⁽³⁾	Unit ⁽⁴⁾
N	Rated heat output ⁽¹⁾	Prated ⁽⁶⁾	5	kW
Q	Declared capacity for heating for part load at indoor temperature 20 °C and outdoor temperature Tj			
-	Tj = -7 °C	Pdh	4.2	kW
	Tj = +2 °C	Pdh	2.5	kW
	Tj = +7 °C	Pdh	1.6	kW
	Tj = +12 °C	Pdh	0.7	kW
T	Tj = bivalent temperature	Pdh	4.7	kW
U	Tj = operation limit temperature	Pdh	4.7	kW
V	For air-to-water heat pumps Tj = -15 °C (if TOL < -20 °C)	Pdh	-	kW
W	Bivalent temperature	Tbiv	-10	°C
Y	Cycling interval capacity for heating	Pcyc	-	kW
AB	Degradation co-efficient ⁽⁷⁾	Cdh	0.9	-
AD	Power consumption in modes other than active mode			
AF	Off mode	Poff	0.080	kW
AG	Thermostat-off mode	Pto	0.011	kW
AH	Standby mode	Pstb	0.011	kW
AI	Crankcase heater mode	Pck	0.000	kW
AK	Other items			
AL	Capacity control		variable ^(8A)	
AP	Sound power level, indoors/ outdoors	Lwa	-/61	dB
AQ	Emissions of nitrogen oxides	NOx	-	mg/kWh
AS	For heat pump combination heater			
AT	Declared load profile		-	
AV	Daily electricity consumption	Qelec	-	kWh
AX	Contact details	http://www.samsung.com		

	Item ⁽¹⁾	Symbol ⁽²⁾	Value ⁽³⁾	Unit ⁽⁴⁾
P	Seasonal space heating energy efficiency	η_p	125	%
R	Declared coefficient of performance or primary energy ratio for part load at indoor temperature 20 °C and outdoor temperature Tj			
-	Tj = -7 °C	COPd ⁽⁵⁾	2.24	-
	Tj = +2 °C	COPd ⁽⁵⁾	2.90	-
	Tj = +7 °C	COPd ⁽⁵⁾	4.02	-
	Tj = +12 °C	COPd ⁽⁵⁾	7.25	-
T	Tj = bivalent temperature	COPd ⁽⁵⁾	1.90	-
U	Tj = operation limit temperature	COPd ⁽⁵⁾	1.90	-
V	For air-to-water heat pumps Tj = -15 °C (if TOL < -20 °C)	COPd ⁽⁵⁾	-	-
X	For air-to-water heat pumps: Operation limit temperature	TOL	-10	°C
Z	Cycling interval efficiency	COPcyc ^(8A)	-	-
AC	Heating water operating limit temperature	WTOL	-	°C
AE	Supplementary heater			
N	Rated heat output ⁽¹⁾	Psup	-	kW
AJ	Type of energy input			
AK	Other items			
AN	For air-to-water heat pumps : Rated air flow rate, outdoors	-	51	m ³ /h ^(8A)
AR	For water-/brine-to-water heat pumps: Rated brine or water flow rate, outdoor heat exchanger	-	-	m ³ /h ^(8A)
AS	For heat pump combination heater			
AU	Water heating energy efficiency	η_{wh}	-	%
AW	Daily fuel consumption	Qfuel	-	kWh

AY ⁽¹⁾ For heat pump space heaters and heat pump combination heaters, the rated that output Prated is equal to the design load for heating Pdesignh, and the rated heat output of a supplementary heater Psup is equal to the supplementary capacity for heating sup(Tj).

AZ ⁽⁷⁾ If Cdh is not determined by measurement then the default degradation coefficient is Cdh = 0.9.

BA ⁽¹⁾ Precautions as described in the installation/user manual must be taken when assembling, installing and maintaining this product.

BB ⁽²⁾ If you are a professional looking for information on non-destructive disassembly and dismantling, please send an email to: erims.sec@samsung.com

COMMISSION REGULATION (EU) No 813/2013 ¹⁾

A	Model(s) : AE090JYDEH
B	Air-to-water heat pump : yes
C	Water-to-water heat pump : no
D	Brine-to-water heat pump : no
E	Low-temperature heat pump : no
F	Equipped with a supplementary heater : no
G	Heat pump combination heater : no
H	Parameters shall be declared for medium-temperature application, except for low-temperature heat pumps. For low-temperature heat pump, parameters shall be declared for low-temperature application.
I	Parameters shall be declared for average climate conditions.

	Item ⁽¹⁾	Symbol ⁽²⁾	Value ⁽³⁾	Unit ⁽⁴⁾
N	Rated heat output ⁽¹⁾	Prated ⁽⁴⁾	6	kW
Q	Declared capacity for heating for part load at indoor temperature 20 °C and outdoor temperature Tj			
-	Tj = -7 °C	Pdh	5.5	kW
	Tj = +2 °C	Pdh	3.3	kW
	Tj = +7 °C	Pdh	2.1	kW
	Tj = +12 °C	Pdh	1.0	kW
T	Tj = bivalent temperature	Pdh	6.2	kW
U	Tj = operation limit temperature	Pdh	6.2	kW
V	For air-to-water heat pumps Tj = -15 °C (if TOL < -20 °C)	Pdh	-	kW
W	Bivalent temperature	Tbiv	-10	°C
Y	Cycling interval capacity for heating	Pcyc	-	kW
AB	Degradation co-efficient ⁽¹⁾	Cdh	0.9	-
AD	Power consumption in modes other than active mode			
AF	Off mode	Poff	0.080	kW
AG	Thermostat-off mode	Pto	0.011	kW
AH	Standby mode	Psa	0.011	kW
AI	Crankcase heater mode	Pcx	0.000	kW
AK	Other items			
AL	Capacity control		variable ⁽⁴⁾⁽⁴⁾	
AP	Sound power level, indoors/ outdoors	Lwa	-/63	dB
AQ	Emissions of nitrogen oxides	NOx	-	mg/kWh
AS	For heat pump combination heater			
AT	Declared load profile		-	
AV	Daily electricity consumption	Qelec	-	kWh
AX	Contact details	http://www.samsung.com		

	Item ⁽¹⁾	Symbol ⁽²⁾	Value ⁽³⁾	Unit ⁽⁴⁾
P	Seasonal space heating energy efficiency	η_p	126	%
R	Declared coefficient of performance or primary energy ratio for part load at indoor temperature 20 °C and outdoor temperature Tj			
-	Tj = -7 °C	COPd ⁽⁵⁾	1.89	-
	Tj = +2 °C	COPd ⁽⁵⁾	3.01	-
	Tj = +7 °C	COPd ⁽⁵⁾	4.25	-
	Tj = +12 °C	COPd ⁽⁵⁾	6.78	-
T	Tj = bivalent temperature	COPd ⁽⁵⁾	1.77	-
U	Tj = operation limit temperature	COPd ⁽⁵⁾	1.77	-
V	For air-to-water heat pumps Tj = -15 °C (if TOL < -20 °C)	COPd ⁽⁵⁾	-	-
X	For air-to-water heat pumps: Operation limit temperature	TOL	-10	°C
Z	Cycling interval efficiency	COPcyc ⁽⁴⁾⁽⁴⁾	-	-
AC	Heating water operating limit temperature	WTOL	-	°C
AE	Supplementary heater			
N	Rated heat output ⁽¹⁾	Psup	-	kW
AJ	Type of energy input			
AK	Other items			
AN	For air-to-water heat pumps : Rated air flow rate, outdoors	-	53	m ³ /h ⁽⁴⁾⁽⁴⁾
AR	For water-/brine-to-water heat pumps: Rated brine or water flow rate, outdoor heat exchanger	-	-	m ³ /h ⁽⁴⁾⁽⁴⁾
AS	For heat pump combination heater			
AU	Water heating energy efficiency	η_{wh}	-	%
AW	Daily fuel consumption	Qfuel	-	kWh

AY ⁽¹⁾ For heat pump space heaters and heat pump combination heaters, the rated that output Prated is equal to the design load for heating Pdesignh, and the rated heat output of a supplementary heater Psup is equal to the supplementary capacity for heating sup(Tj).

AZ ⁽²⁾ If Cdh is not determined by measurement then the default degradation coefficient is Cdh = 0.9.

BA ⁽³⁾ Precautions as described in the installation/user manual must be taken when assembling, installing and maintaining this product.

BB ⁽⁴⁾ If you are a professional looking for information on non-destructive disassembly and dismantling, please send an email to: erims.sec@samsung.com

A	Model(s) : AE090JXYDGH
B	Air-to-water heat pump : yes
C	Water-to-water heat pump : no
D	Brine-to-water heat pump : no
E	Low-temperature heat pump : no
F	Equipped with a supplementary heater : no
G	Heat pump combination heater : no
H	Parameters shall be declared for medium-temperature application, except for low-temperature heat pumps. For low-temperature heat pump, parameters shall be declared for low-temperature application.
I	Parameters shall be declared for average climate conditions.

	Item ⁽¹⁾	Symbol ⁽²⁾	Value ⁽³⁾	Unit ⁽⁴⁾
N	Rated heat output ⁽¹⁾	Prated ⁽⁶⁾	5	kW
Q	Declared capacity for heating for part load at indoor temperature 20 °C and outdoor temperature Tj			
-	Tj = -7 °C	Pdh	4.4	kW
-	Tj = +2 °C	Pdh	2.7	kW
-	Tj = +7 °C	Pdh	1.7	kW
-	Tj = +12 °C	Pdh	0.8	kW
T	Tj = bivalent temperature	Pdh	5.0	kW
U	Tj = operation limit temperature	Pdh	5.0	kW
V	For air-to-water heat pumps Tj = -15 °C (if TOL < -20 °C)	Pdh	-	kW
W	Bivalent temperature	Tbiv	-10	°C
Y	Cycling interval capacity for heating	Pcyh	-	kW
AB	Degradation co-efficient ⁽⁷⁾	Cdh	0.9	-
AD	Power consumption in modes other than active mode			
AF	Off mode	Poff	0.080	kW
AG	Thermostat-off mode	Pto	0.011	kW
AH	Standby mode	Psa	0.011	kW
AI	Crankcase heater mode	Pcc	0.000	kW
AK	Other items			
AL	Capacity control		variable ^(8A)	
AP	Sound power level, indoors/ outdoors	L _{wa}	-/63	dB
AQ	Emissions of nitrogen oxides	NOx	-	mg/kWh
AS	For heat pump combination heater			
AT	Declared load profile		-	
AV	Daily electricity consumption	Q _{elec}	-	kWh
AX	Contact details		http://www.samsung.com	

	Item ⁽¹⁾	Symbol ⁽²⁾	Value ⁽³⁾	Unit ⁽⁴⁾
P	Seasonal space heating energy efficiency	η_p	125	%
R	Declared coefficient of performance or primary energy ratio for part load at indoor temperature 20 °C and outdoor temperature Tj			
-	Tj = -7 °C	COPd ⁽⁵⁾	1.88	-
-	Tj = +2 °C	COPd ⁽⁵⁾	3.14	-
-	Tj = +7 °C	COPd ⁽⁵⁾	4.60	-
-	Tj = +12 °C	COPd ⁽⁵⁾	6.69	-
T	Tj = bivalent temperature	COPd ⁽⁵⁾	1.65	-
U	Tj = operation limit temperature	COPd ⁽⁵⁾	1.65	-
V	For air-to-water heat pumps Tj = -15 °C (if TOL < -20 °C)	COPd ⁽⁵⁾	-	-
X	For air-to-water heat pumps: Operation limit temperature	TOL	-10	°C
Z	Cycling interval efficiency	COP _{cyh} ^(8A)	-	-
AC	Heating water operating limit temperature	WTOL	-	°C
AE	Supplementary heater			
N	Rated heat output ⁽¹⁾	Psup	-	kW
AJ	Type of energy input			
AK	Other items			
AN	For air-to-water heat pumps : Rated air flow rate, outdoors	-	53	m ³ /h ^(8A)
AR	For water-/brine-to-water heat pumps: Rated brine or water flow rate, outdoor heat exchanger	-	-	m ³ /h ^(8A)
AS	For heat pump combination heater			
AU	Water heating energy efficiency	η_{wh}	-	%
AW	Daily fuel consumption	Q _{fuel}	-	kWh

AY ⁽¹⁾ For heat pump space heaters and heat pump combination heaters, the rated that output Prated is equal to the design load for heating Pdesignh, and the rated heat output of a supplementary heater Psup is equal to the supplementary capacity for heating sup(Tj).

AZ ⁽⁷⁾ If Cdh is not determined by measurement then the default degradation coefficient is Cdh = 0.9.

BA ⁽¹⁾ Precautions as described in the installation/user manual must be taken when assembling, installing and maintaining this product.

BB ⁽²⁾ If you are a professional looking for information on non-destructive disassembly and dismantling, please send an email to: erims.sec@samsung.com

COMMISSION REGULATION (EU) No 813/2013 ¹⁾

A	Model(s) : AE120JYDEH
B	Air-to-water heat pump : yes
C	Water-to-water heat pump : no
D	Brine-to-water heat pump : no
E	Low-temperature heat pump : no
F	Equipped with a supplementary heater : no
G	Heat pump combination heater : no
H	Parameters shall be declared for medium-temperature application, except for low-temperature heat pumps. For low-temperature heat pump, parameters shall be declared for low-temperature application.
I	Parameters shall be declared for average climate conditions.

	Item ⁽¹⁾	Symbol ⁽²⁾	Value ⁽³⁾	Unit ⁽⁴⁾
N	Rated heat output ⁽¹⁾	Prated ⁽⁴⁾	8	kW
Q	Declared capacity for heating for part load at indoor temperature 20 °C and outdoor temperature Tj			
-	Tj = -7 °C	Pdh	7.1	kW
	Tj = +2 °C	Pdh	4.3	kW
	Tj = +7 °C	Pdh	2.8	kW
	Tj = +12 °C	Pdh	1.2	kW
T	Tj = bivalent temperature	Pdh	8.0	kW
U	Tj = operation limit temperature	Pdh	8.0	kW
V	For air-to-water heat pumps Tj = -15 °C (if TOL < -20 °C)	Pdh	-	kW
W	Bivalent temperature	Tbiv	-10	°C
Y	Cycling interval capacity for heating	Pcyc	-	kW
AB	Degradation co-efficient ⁽¹⁾	Cdh	0.9	-
AD	Power consumption in modes other than active mode			
AF	Off mode	Poff	0.080	kW
AG	Thermostat-off mode	Pto	0.011	kW
AH	Standby mode	Psa	0.011	kW
AI	Crankcase heater mode	Pcx	0.000	kW
AK	Other items			
AL	Capacity control		variable ⁽⁴⁾⁽⁵⁾	
AP	Sound power level, indoors/ outdoors	Lwa	-/64	dB
AQ	Emissions of nitrogen oxides	NOx	-	mg/kWh
AS	For heat pump combination heater			
AT	Declared load profile		-	
AV	Daily electricity consumption	Qelec	-	kWh
AX	Contact details	http://www.samsung.com		

	Item ⁽¹⁾	Symbol ⁽²⁾	Value ⁽³⁾	Unit ⁽⁴⁾
P	Seasonal space heating energy efficiency	η_p	115	%
R	Declared coefficient of performance or primary energy ratio for part load at indoor temperature 20 °C and outdoor temperature Tj			
-	Tj = -7 °C	COPd ⁽⁵⁾	1.76	-
	Tj = +2 °C	COPd ⁽⁵⁾	2.79	-
	Tj = +7 °C	COPd ⁽⁵⁾	3.73	-
	Tj = +12 °C	COPd ⁽⁵⁾	6.71	-
T	Tj = bivalent temperature	COPd ⁽⁵⁾	1.51	-
U	Tj = operation limit temperature	COPd ⁽⁵⁾	1.51	-
V	For air-to-water heat pumps Tj = -15 °C (if TOL < -20 °C)	COPd ⁽⁵⁾	-	-
X	For air-to-water heat pumps: Operation limit temperature	TOL	-10	°C
Z	Cycling interval efficiency	COPcyc ⁽⁴⁾⁽⁵⁾	-	-
AC	Heating water operating limit temperature	WTOL	-	°C
AE	Supplementary heater			
N	Rated heat output ⁽¹⁾	Psup	-	kW
AJ	Type of energy input			
AK	Other items			
AN	For air-to-water heat pumps : Rated air flow rate, outdoors	-	108	m ³ /h ⁽⁴⁾⁽⁵⁾
AR	For water-/brine-to-water heat pumps: Rated brine or water flow rate, outdoor heat exchanger	-	-	m ³ /h ⁽⁴⁾⁽⁵⁾
AS	For heat pump combination heater			
AU	Water heating energy efficiency	η_{wh}	-	%
AW	Daily fuel consumption	Qfuel	-	kWh

AY ⁽¹⁾ For heat pump space heaters and heat pump combination heaters, the rated that output Prated is equal to the design load for heating Pdesignh, and the rated heat output of a supplementary heater Psup is equal to the supplementary capacity for heating sup(Tj).

AZ ⁽²⁾ If Cdh is not determined by measurement then the default degradation coefficient is Cdh = 0.9.

BA ⁽³⁾ Precautions as described in the installation/user manual must be taken when assembling, installing and maintaining this product.

BB ⁽⁴⁾ If you are a professional looking for information on non-destructive disassembly and dismantling, please send an email to: erims.sec@samsung.com

A	Model(s) : AE120JXYDGH
B	Air-to-water heat pump : yes
C	Water-to-water heat pump : no
D	Brine-to-water heat pump : no
E	Low-temperature heat pump : no
F	Equipped with a supplementary heater : no
G	Heat pump combination heater : no
H	Parameters shall be declared for medium-temperature application, except for low-temperature heat pumps. For low-temperature heat pump, parameters shall be declared for low-temperature application.
I	Parameters shall be declared for average climate conditions.

	Item ⁽¹⁾	Symbol ⁽²⁾	Value ⁽³⁾	Unit ⁽⁴⁾
N	Rated heat output ⁽¹⁾	Prated ⁽⁶⁾	8	kW
Q	Declared capacity for heating for part load at indoor temperature 20 °C and outdoor temperature Tj			
-	Tj = -7 °C	Pdh	7.1	kW
	Tj = +2 °C	Pdh	4.3	kW
	Tj = +7 °C	Pdh	2.8	kW
	Tj = +12 °C	Pdh	1.2	kW
T	Tj = bivalent temperature	Pdh	8.0	kW
U	Tj = operation limit temperature	Pdh	8.0	kW
V	For air-to-water heat pumps Tj = -15 °C (if TOL < -20 °C)	Pdh	-	kW
W	Bivalent temperature	Tbiv	-10	°C
Y	Cycling interval capacity for heating	Pcyh	-	kW
AB	Degradation co-efficient ⁽⁷⁾	Cdh	0.9	-
AD	Power consumption in modes other than active mode			
AF	Off mode	Poff	0.080	kW
AG	Thermostat-off mode	Pto	0.011	kW
AH	Standby mode	Psa	0.011	kW
AI	Crankcase heater mode	Pcc	0.000	kW
AK	Other items			
AL	Capacity control		variable ⁽⁸⁾	
AP	Sound power level, indoors/ outdoors	Lwa	-/64	dB
AQ	Emissions of nitrogen oxides	NOx	-	mg/kWh
AS	For heat pump combination heater			
AT	Declared load profile		-	
AV	Daily electricity consumption	Qelec	-	kWh
AX	Contact details	http://www.samsung.com		

	Item ⁽¹⁾	Symbol ⁽²⁾	Value ⁽³⁾	Unit ⁽⁴⁾
P	Seasonal space heating energy efficiency	η_p	115	%
R	Declared coefficient of performance or primary energy ratio for part load at indoor temperature 20 °C and outdoor temperature Tj			
-	Tj = -7 °C	COPd ⁽⁵⁾	1.76	-
	Tj = +2 °C	COPd ⁽⁵⁾	2.79	-
	Tj = +7 °C	COPd ⁽⁵⁾	3.73	-
	Tj = +12 °C	COPd ⁽⁵⁾	6.71	-
T	Tj = bivalent temperature	COPd ⁽⁵⁾	1.51	-
U	Tj = operation limit temperature	COPd ⁽⁵⁾	1.51	-
V	For air-to-water heat pumps Tj = -15 °C (if TOL < -20 °C)	COPd ⁽⁵⁾	-	-
X	For air-to-water heat pumps: Operation limit temperature	TOL	-10	°C
Z	Cycling interval efficiency	COPcyc ^(6A)	-	-
AC	Heating water operating limit temperature	WTOL	-	°C
AE	Supplementary heater			
N	Rated heat output ⁽¹⁾	Psup	-	kW
AJ	Type of energy input			
AK	Other items			
AN	For air-to-water heat pumps : Rated air flow rate, outdoors	-	108	m ³ /h ^(4A)
AR	For water-/brine-to-water heat pumps: Rated brine or water flow rate, outdoor heat exchanger	-	-	m ³ /h ^(4A)
AS	For heat pump combination heater			
AU	Water heating energy efficiency	η_{wh}	-	%
AW	Daily fuel consumption	Qfuel	-	kWh

AY ⁽¹⁾ For heat pump space heaters and heat pump combination heaters, the rated that output Prated is equal to the design load for heating Pdesignh, and the rated heat output of a supplementary heater Psup is equal to the supplementary capacity for heating sup(Tj).

AZ ⁽⁷⁾ If Cdh is not determined by measurement then the default degradation coefficient is Cdh = 0.9.

BA ⁽¹⁾ Precautions as described in the installation/user manual must be taken when assembling, installing and maintaining this product.

BB ⁽²⁾ If you are a professional looking for information on non-destructive disassembly and dismantling, please send an email to: erims.sec@samsung.com

COMMISSION REGULATION (EU) No 813/2013 ¹⁾

A	Model(s) : AE140JYDEH
B	Air-to-water heat pump : yes
C	Water-to-water heat pump : no
D	Brine-to-water heat pump : no
E	Low-temperature heat pump : no
F	Equipped with a supplementary heater : no
G	Heat pump combination heater : no
H	Parameters shall be declared for medium-temperature application, except for low-temperature heat pumps. For low-temperature heat pump, parameters shall be declared for low-temperature application.
I	Parameters shall be declared for average climate conditions.

	Item ⁽¹⁾	Symbol ⁽²⁾	Value ⁽³⁾	Unit ⁽⁴⁾
N	Rated heat output ⁽¹⁾	Prated ⁽⁶⁾	9	kW
Q	Declared capacity for heating for part load at indoor temperature 20 °C and outdoor temperature Tj			
-	Tj = -7 °C	Pdh	7.5	kW
	Tj = +2 °C	Pdh	4.6	kW
	Tj = +7 °C	Pdh	2.9	kW
	Tj = +12 °C	Pdh	1.3	kW
T	Tj = bivalent temperature	Pdh	8.5	kW
U	Tj = operation limit temperature	Pdh	8.5	kW
V	For air-to-water heat pumps Tj = -15 °C (if TOL < -20 °C)	Pdh	-	kW
W	Bivalent temperature	Tbiv	-10	°C
Y	Cycling interval capacity for heating	Pcyc	-	kW
AB	Degradation co-efficient ⁽⁷⁾	Cdh	0.9	-
AD	Power consumption in modes other than active mode			
AF	Off mode	Poff	0.080	kW
AG	Thermostat-off mode	Pto	0.011	kW
AH	Standby mode	Psa	0.011	kW
AI	Crankcase heater mode	Pcx	0.000	kW
AK	Other items			
AL	Capacity control		variable ^(4A)	
AP	Sound power level, indoors/ outdoors	Lwa	-76S	dB
AQ	Emissions of nitrogen oxides	NOx	-	mg/kWh
AS	For heat pump combination heater			
AT	Declared load profile		-	
AV	Daily electricity consumption	Qelec	-	kWh
AX	Contact details	http://www.samsung.com		

	Item ⁽¹⁾	Symbol ⁽²⁾	Value ⁽³⁾	Unit ⁽⁴⁾
P	Seasonal space heating energy efficiency	η_p	114	%
R	Declared coefficient of performance or primary energy ratio for part load at indoor temperature 20 °C and outdoor temperature Tj			
-	Tj = -7 °C	COPd ⁽⁵⁾	1.77	-
	Tj = +2 °C	COPd ⁽⁵⁾	2.79	-
	Tj = +7 °C	COPd ⁽⁵⁾	3.55	-
	Tj = +12 °C	COPd ⁽⁵⁾	6.54	-
T	Tj = bivalent temperature	COPd ⁽⁵⁾	1.53	-
U	Tj = operation limit temperature	COPd ⁽⁵⁾	1.53	-
V	For air-to-water heat pumps Tj = -15 °C (if TOL < -20 °C)	COPd ⁽⁵⁾	-	-
X	For air-to-water heat pumps: Operation limit temperature	TOL	-10	°C
Z	Cycling interval efficiency	COPcyc ^(4A)	-	-
AC	Heating water operating limit temperature	WTOL	-	°C
AE	Supplementary heater			
N	Rated heat output ⁽¹⁾	Psup	-	kW
AJ	Type of energy input			
AK	Other items			
AN	For air-to-water heat pumps : Rated air flow rate, outdoors	-	108	m ³ /h ^(4A)
AR	For water-/brine-to-water heat pumps: Rated brine or water flow rate, outdoor heat exchanger	-	-	m ³ /h ^(4A)
AS	For heat pump combination heater			
AU	Water heating energy efficiency	η_{wh}	-	%
AW	Daily fuel consumption	Qfuel	-	kWh

AY ⁽¹⁾ For heat pump space heaters and heat pump combination heaters, the rated that output Prated is equal to the design load for heating Pdesignh, and the rated heat output of a supplementary heater Psup is equal to the supplementary capacity for heating sup(Tj).

AZ ⁽⁷⁾ If Cdh is not determined by measurement then the default degradation coefficient is Cdh = 0.9.

BA ⁽¹⁾ Precautions as described in the installation/user manual must be taken when assembling, installing and maintaining this product.

BB ⁽²⁾ If you are a professional looking for information on non-destructive disassembly and dismantling, please send an email to: erims.sec@samsung.com

A	Model(s) : AE140JXDGH
B	Air-to-water heat pump : yes
C	Water-to-water heat pump : no
D	Brine-to-water heat pump : no
E	Low-temperature heat pump : no
F	Equipped with a supplementary heater : no
G	Heat pump combination heater : no
H	Parameters shall be declared for medium-temperature application, except for low-temperature heat pumps. For low-temperature heat pump, parameters shall be declared for low-temperature application.
I	Parameters shall be declared for average climate conditions.

	Item ⁽¹⁾	Symbol ⁽²⁾	Value ⁽³⁾	Unit ⁽⁴⁾
N	Rated heat output ⁽¹⁾	Prated ⁽⁶⁾	9	kW
Q	Declared capacity for heating for part load at indoor temperature 20 °C and outdoor temperature Tj			
-	Tj = -7 °C	Pdh	7.5	kW
	Tj = +2 °C	Pdh	4.6	kW
	Tj = +7 °C	Pdh	2.9	kW
	Tj = +12 °C	Pdh	1.3	kW
T	Tj = bivalent temperature	Pdh	8.5	kW
U	Tj = operation limit temperature	Pdh	8.5	kW
V	For air-to-water heat pumps Tj = -15 °C (if TOL < -20 °C)	Pdh	-	kW
W	Bivalent temperature	Tbiv	-10	°C
Y	Cycling interval capacity for heating	Pcyh	-	kW
AB	Degradation co-efficient ⁽⁷⁾	Cdh	0.9	-
AD	Power consumption in modes other than active mode			
AF	Off mode	Poff	0.080	kW
AG	Thermostat-off mode	Pto	0.011	kW
AH	Standby mode	Psa	0.011	kW
AI	Crankcase heater mode	Pcc	0.000	kW
AK	Other items			
AL	Capacity control		variable ⁽⁸⁾	
AP	Sound power level, indoors/ outdoors	Lwa	-/65	dB
AQ	Emissions of nitrogen oxides	NOx	-	mg/kWh
AS	For heat pump combination heater			
AT	Declared load profile		-	
AV	Daily electricity consumption	Qelec	-	kWh
AX	Contact details	http://www.samsung.com		

	Item ⁽¹⁾	Symbol ⁽²⁾	Value ⁽³⁾	Unit ⁽⁴⁾
P	Seasonal space heating energy efficiency	η_p	114	%
R	Declared coefficient of performance or primary energy ratio for part load at indoor temperature 20 °C and outdoor temperature Tj			
-	Tj = -7 °C	COPd ⁽⁵⁾	1.77	-
	Tj = +2 °C	COPd ⁽⁵⁾	2.79	-
	Tj = +7 °C	COPd ⁽⁵⁾	3.55	-
	Tj = +12 °C	COPd ⁽⁵⁾	6.54	-
T	Tj = bivalent temperature	COPd ⁽⁵⁾	1.53	-
U	Tj = operation limit temperature	COPd ⁽⁵⁾	1.53	-
V	For air-to-water heat pumps Tj = -15 °C (if TOL < -20 °C)	COPd ⁽⁵⁾	-	-
X	For air-to-water heat pumps: Operation limit temperature	TOL	-10	°C
Z	Cycling interval efficiency	COPcyc ^(6A)	-	-
AC	Heating water operating limit temperature	WTOL	-	°C
AE	Supplementary heater			
N	Rated heat output ⁽¹⁾	Psup	-	kW
AJ	Type of energy input			
AK	Other items			
AN	For air-to-water heat pumps : Rated air flow rate, outdoors	-	108	m ³ /h ⁽⁴⁰⁾
AR	For water-/brine-to-water heat pumps: Rated brine or water flow rate, outdoor heat exchanger	-	-	m ³ /h ⁽⁴⁰⁾
AS	For heat pump combination heater			
AU	Water heating energy efficiency	η_{wh}	-	%
AW	Daily fuel consumption	Qfuel	-	kWh

AY ⁽¹⁾ For heat pump space heaters and heat pump combination heaters, the rated that output Prated is equal to the design load for heating Pdesignh, and the rated heat output of a supplementary heater Psup is equal to the supplementary capacity for heating sup(Tj).

AZ ⁽⁷⁾ If Cdh is not determined by measurement then the default degradation coefficient is Cdh = 0.9.

BA ⁽¹⁾ Precautions as described in the installation/user manual must be taken when assembling, installing and maintaining this product.

BB ⁽²⁾ If you are a professional looking for information on non-destructive disassembly and dismantling, please send an email to: erims.sec@samsung.com

COMMISSION REGULATION (EU) No 813/2013 ¹⁾

A	Model(s) : AE160JYDEH
B	Air-to-water heat pump : yes
C	Water-to-water heat pump : no
D	Brine-to-water heat pump : no
E	Low-temperature heat pump : no
F	Equipped with a supplementary heater : no
G	Heat pump combination heater : no
H	Parameters shall be declared for medium-temperature application, except for low-temperature heat pumps. For low-temperature heat pump, parameters shall be declared for low-temperature application.
I	Parameters shall be declared for average climate conditions.

	Item ⁽¹⁾	Symbol ⁽²⁾	Value ⁽³⁾	Unit ⁽⁴⁾
N	Rated heat output ⁽¹⁾	Prated ⁽⁴⁾	10	kW
Q	Declared capacity for heating for part load at indoor temperature 20 °C and outdoor temperature Tj			
-	Tj = -7 °C	Pdh	8.4	kW
	Tj = +2 °C	Pdh	5.1	kW
	Tj = +7 °C	Pdh	3.3	kW
	Tj = +12 °C	Pdh	1.5	kW
T	Tj = bivalent temperature	Pdh	9.5	kW
U	Tj = operation limit temperature	Pdh	9.5	kW
V	For air-to-water heat pumps Tj = -15 °C (if TOL < -20 °C)	Pdh	-	kW
W	Bivalent temperature	Tbiv	-10	°C
Y	Cycling interval capacity for heating	Pcyc	-	kW
AB	Degradation co-efficient ⁽⁷⁾	Cdh	0.9	-
AD	Power consumption in modes other than active mode			
AF	Off mode	Poff	0.080	kW
AG	Thermostat-off mode	Pto	0.011	kW
AH	Standby mode	Psa	0.011	kW
AI	Crankcase heater mode	Pcx	0.000	kW
AK	Other items			
AL	Capacity control		variable ⁽⁴⁾⁽⁶⁾	
AP	Sound power level, indoors/ outdoors	Lwa	-/66	dB
AQ	Emissions of nitrogen oxides	NOx	-	mg/kWh
AS	For heat pump combination heater			
AT	Declared load profile		-	
AV	Daily electricity consumption	Qelec	-	kWh
AX	Contact details	http://www.samsung.com		

	Item ⁽¹⁾	Symbol ⁽²⁾	Value ⁽³⁾	Unit ⁽⁴⁾
P	Seasonal space heating energy efficiency	η_p	112	%
R	Declared coefficient of performance or primary energy ratio for part load at indoor temperature 20 °C and outdoor temperature Tj			
-	Tj = -7 °C	COPd ⁽⁵⁾	1.75	-
	Tj = +2 °C	COPd ⁽⁵⁾	2.62	-
	Tj = +7 °C	COPd ⁽⁵⁾	3.73	-
	Tj = +12 °C	COPd ⁽⁵⁾	6.80	-
T	Tj = bivalent temperature	COPd ⁽⁵⁾	1.57	-
U	Tj = operation limit temperature	COPd ⁽⁵⁾	1.57	-
V	For air-to-water heat pumps Tj = -15 °C (if TOL < -20 °C)	COPd ⁽⁵⁾	-	-
X	For air-to-water heat pumps: Operation limit temperature	TOL	-10	°C
Z	Cycling interval efficiency	COPcyc ⁽⁴⁾⁽⁶⁾	-	-
AC	Heating water operating limit temperature	WTOL	-	°C
AE	Supplementary heater			
N	Rated heat output ⁽¹⁾	Psup	-	kW
AJ	Type of energy input			
AK	Other items			
AN	For air-to-water heat pumps : Rated air flow rate, outdoors	-	108	m ³ /h ⁽⁴⁾⁽⁶⁾
AR	For water-/brine-to-water heat pumps: Rated brine or water flow rate, outdoor heat exchanger	-	-	m ³ /h ⁽⁴⁾⁽⁶⁾
AS	For heat pump combination heater			
AU	Water heating energy efficiency	η_{wh}	-	%
AW	Daily fuel consumption	Qfuel	-	kWh

AY ⁽¹⁾ For heat pump space heaters and heat pump combination heaters, the rated that output Prated is equal to the design load for heating Pdesignh, and the rated heat output of a supplementary heater Psup is equal to the supplementary capacity for heating sup(Tj).

AZ ⁽⁷⁾ If Cdh is not determined by measurement then the default degradation coefficient is Cdh = 0.9.

BA ⁽¹⁾ Precautions as described in the installation/user manual must be taken when assembling, installing and maintaining this product.

BB ⁽²⁾ If you are a professional looking for information on non-destructive disassembly and dismantling, please send an email to: erims.sec@samsung.com

A	Model(s) : AE160JXDGH
B	Air-to-water heat pump : yes
C	Water-to-water heat pump : no
D	Brine-to-water heat pump : no
E	Low-temperature heat pump : no
F	Equipped with a supplementary heater : no
G	Heat pump combination heater : no
H	Parameters shall be declared for medium-temperature application, except for low-temperature heat pumps. For low-temperature heat pump, parameters shall be declared for low-temperature application.
I	Parameters shall be declared for average climate conditions.

	Item ⁽¹⁾	Symbol ⁽²⁾	Value ⁽³⁾	Unit ⁽⁴⁾
N	Rated heat output ⁽¹⁾	Prated ⁽⁶⁾	10	kW
Q	Declared capacity for heating for part load at indoor temperature 20 °C and outdoor temperature Tj			
-	Tj = -7 °C	Pdh	8.4	kW
-	Tj = +2 °C	Pdh	5.1	kW
-	Tj = +7 °C	Pdh	3.3	kW
-	Tj = +12 °C	Pdh	1.5	kW
T	Tj = bivalent temperature	Pdh	9.5	kW
U	Tj = operation limit temperature	Pdh	9.5	kW
V	For air-to-water heat pumps Tj = -15 °C (if TOL < -20 °C)	Pdh	-	kW
W	Bivalent temperature	Tbiv	-10	°C
Y	Cycling interval capacity for heating	Pcyh	-	kW
AB	Degradation co-efficient ⁽⁷⁾	Cdh	0.9	-
AD	Power consumption in modes other than active mode			
AF	Off mode	Poff	0.080	kW
AG	Thermostat-off mode	Pto	0.011	kW
AH	Standby mode	Psa	0.011	kW
AI	Crankcase heater mode	Pcc	0.000	kW
AK	Other items			
AL	Capacity control		variable ⁽⁸⁾	
AP	Sound power level, indoors/ outdoors	L _{wa}	-/66	dB
AQ	Emissions of nitrogen oxides	NOx	-	mg/kWh
AS	For heat pump combination heater			
AT	Declared load profile		-	
AV	Daily electricity consumption	Q _{elec}	-	kWh
AX	Contact details		http://www.samsung.com	

	Item ⁽¹⁾	Symbol ⁽²⁾	Value ⁽³⁾	Unit ⁽⁴⁾
P	Seasonal space heating energy efficiency	η_p	112	%
R	Declared coefficient of performance or primary energy ratio for part load at indoor temperature 20 °C and outdoor temperature Tj			
-	Tj = -7 °C	COPd ⁽⁵⁾	1.75	-
-	Tj = +2 °C	COPd ⁽⁵⁾	2.62	-
-	Tj = +7 °C	COPd ⁽⁵⁾	3.73	-
-	Tj = +12 °C	COPd ⁽⁵⁾	6.80	-
T	Tj = bivalent temperature	COPd ⁽⁵⁾	1.57	-
U	Tj = operation limit temperature	COPd ⁽⁵⁾	1.57	-
V	For air-to-water heat pumps Tj = -15 °C (if TOL < -20 °C)	COPd ⁽⁵⁾	-	-
X	For air-to-water heat pumps: Operation limit temperature	TOL	-10	°C
Z	Cycling interval efficiency	COP _{cy} ^(6A)	-	-
AC	Heating water operating limit temperature	WTOL	-	°C
AE	Supplementary heater			
N	Rated heat output ⁽¹⁾	P _{sup}	-	kW
AJ	Type of energy input			
AK	Other items			
AN	For air-to-water heat pumps : Rated air flow rate, outdoors	-	108	m ³ /h ^(6B)
AR	For water-/brine-to-water heat pumps: Rated brine or water flow rate, outdoor heat exchanger	-	-	m ³ /h ^(6B)
AS	For heat pump combination heater			
AU	Water heating energy efficiency	η_{wh}	-	%
AW	Daily fuel consumption	Q _{fuel}	-	kWh

AY ⁽¹⁾ For heat pump space heaters and heat pump combination heaters, the rated that output Prated is equal to the design load for heating Pdesignh, and the rated heat output of a supplementary heater Psup is equal to the supplementary capacity for heating sup(Tj).

AZ ⁽⁷⁾ If Cdh is not determined by measurement then the default degradation coefficient is Cdh = 0.9.

BA ⁽⁸⁾ Precautions as described in the installation/user manual must be taken when assembling, installing and maintaining this product.

BB ⁽²⁾ If you are a professional looking for information on non-destructive disassembly and dismantling, please send an email to: erims.sec@samsung.com

COMMISSION REGULATION (EU) No 813/2013¹⁾

No	English(EN)	Bulgarian(BG)	Spanish(ES)	Czech(CS)
I	COMMISSION REGULATION (EU) No 813/2013	РЕГЛАМЕНТ (ЕС) № 813/2013 НА КОМИСИЯТА	REGlamento (UE) No 813/2013 DE LA COMISIÓN	NAŘÍZENÍ KOMISE (EU) č. 813/2013
II	ECODESIGN REQUIREMENTS FOR SPACE HEATER	Изискванията за екопроектиране на отоплителен топлоизточник	Los requisitos de diseño ecológico de aparato de calefacción	Požadavky na ekodesign pro vytápění vnitřních prostorů
A	Model(s): [information identifying the model(s) to which the information relates]	Модел/моделі: [информация за определяне на модела(та), за който(ито) тя се отнася]	Modelos: [Datos que identifican el modelo o modelos a los que se refiere la información]	Modely: [informace k prostu modelu/ů, na který/ě se informace vztahují]
B	Air-to-water heat pump: [yes/no]	Термопомпа „въздух-вода“: [да/не]	Bomba de calor aire-agua: [sí/no]	Teplné čerpadlo vzduch-voda: [ano/ne]
C	Water-to-water heat pump: [yes/no]	Термопомпа „вода-вода“: [да/не]	Bomba de calor agua-agua: [sí/no]	Teplné čerpadlo voda-voda: [ano/ne]
D	Brine-to-water heat pump: [yes/no]	Термопомпа „солон разтвор-вода“: [да/не]	Bomba de calor salmuera-agua: [sí/no]	Teplné čerpadlo solanka-voda: [ano/ne]
E	Low-temperature heat pump: [yes/no]	Термопомпа за нискотемпературни приложения: [да/не]	Bomba de calor de baja temperatura: [sí/no]	Nizkoteplotní teplné čerpadlo: [ano/ne]
F	Equipped with a supplementary heater: [yes/no]	Оборудвана с допълнителен подгревател: [да/не]	Equipado con un calefactor complementario: [sí/no]	Vybavenost přídavným ohřeváčem: [ano/ne]
G	Heat pump combination heater: [yes/no]	Комбиниран термопомпен агрегат за отопление и БФВ: [да/не]	Calefactor combinado con bomba de calor: [sí/no]	Kombinovaný ohřeváč s tepelným čerpadlem: [ano/ne]
H	Parameters shall be declared for medium-temperature application, except for low-temperature heat pumps. For low-temperature heat pumps, parameters shall be declared for low-temperature application.	Параметрите се обявяват за среднетемпературни приложения, освен при термопомпите с нискотемпературни приложения. При термопомпите с нискотемпературни приложения параметрите се обявяват за нискотемпературни приложения.	Los parámetros se declararán para aplicaciones de media temperatura, excepto si se trata de bombas de calor de baja temperatura. En el caso de las bombas de calor de baja temperatura, los parámetros se declararán para aplicaciones de baja temperatura.	Parametry musí být uvedeny pro středněteplotní aplikaci, s výjimkou nízkoteplotních tepelných čerpadel. U nízkoteplotních tepelných čerpadel musí být parametry uvedeny pro nízkoteplotní aplikaci.
I	Parameters shall be declared for average climate conditions.	Параметрите се обявяват за средни климатични условия.	Los parámetros se indicarán para condiciones climáticas medias.	Parametry musí být uvedeny pro průměrné klimatické podmínky.
J	Item	Характеристика	Elemento	Položka
K	Symbol	Означение	Símbolo	Označení
L	Value	Стойност	Valor	Hodnota
M	Unit	Мерна единица	Unidad	Jednotka
N	Rated heat output(*)	Номинална топлинна мощност(*)	Potencia calorífica nominal (*)	Jmenovitý tepelný výkon (*)
O	Prated	Prated	Prated	Prated
P	Seasonal space heating energy efficiency	Сезонна енергийна ефективност при отопление	Eficiencia energética estacional de calefacción	Sezónní energetická účinnost vytápění
Q	Declared capacity for heating for part load at indoor temperature 20 °C and outdoor temperature Tj	Обявена отоплителна мощност за частичен товар при температура вътре 20 °C и външна температура Tj	Capacidad de calefacción declarada para una carga parcial a una temperatura interior de 20 °C y una temperatura exterior Tj	Deklarovaný topný výkon pro částečné zatížení při vnitřní teplotě 20 °C a venkovní teplotě Tj
R	Declared coefficient of performance or primary energy ratio for part load at indoor temperature 20 °C and outdoor temperature Tj	Обявен коефициент на трансформация или коефициент на първичната енергия за частичен товар при температура вътре 20 °C и външна температура Tj	Coefficiente de rendimiento declarado o factor energético primario para una carga parcial a una temperatura interior de 20 °C y una temperatura exterior Tj	Deklarovaný topný faktor či koeficient primární energie pro částečné zatížení při vnitřní teplotě 20 °C a venkovní teplotě Tj
S	COPd or PERd	COPd или PERd	COPd o PERd	COPd nebo PERd
T	Tj = bivalent temperature	Tj = температура на включване на допълнително подгреване	Tj = temperatura bivalente	Tj = bivalentní teplota
U	Tj = operation limit temperature	Tj = гранична работна температура	Tj = temperatura límite de funcionamiento	Tj = mezní provozní teplota
V	For air-to-water heat pumps: Tj = -15 °C (if TOL < -20 °C)	За термопомпи „въздух-вода“: Tj = -15 °C (ако TOL < -20 °C)	Para bombas de calor aire-agua: Tj = -15 °C (si TOL < -20 °C)	U tepelných čerpadel vzduch-voda: Tj = -15 °C (pokud TOL < -20 °C)
W	Bivalent temperature	Температура на включване на допълнително подгреване	Temperatura bivalente	Bivalentní teplota
X	For air-to-water heat pumps: Operation limit temperature	За термопомпи „въздух-вода“: гранична работна температура	Para bombas de calor aire-agua: Temperatura límite de funcionamiento	U tepelných čerpadel vzduch-voda: mezní provozní teplota
Y	Cycling interval capacity for heating	Мощност при повторно-кратковременен режим на отопление	Eficiencia del intervalo cíclico para calefacción	Topný výkon v cyklickém intervalu
Z	Cycling interval efficiency	Ефективност при повторно-кратковременен режим	Eficiencia del intervalo cíclico	Účinnost v cyklickém intervalu
AA	COPcyc or PERcyc	COPcyc или PERcyc	COPcyc o PERcyc	COPcyc nebo PERcyc
AB	Degradation co-efficient(**)	Коефициент на влошаване на ефективността(**)	Coefficiente de degradación (**)	Koeficient ztráty energie (**)
AC	Heating water operating limit temperature	Гранична температура на загреваната вода	Temperatura límite de calentamiento de agua	Mezní provozní teplota ohřevané vody

No	English(EN)	Bulgarian(BG)	Spanish(ES)	Czech(CS)
AD	Power consumption in modes other than active mode	Консумирана мощност в режими, различни от работен режим	Consumo de electricidad en modos distintos del activo	Spotřeba elektrické energie v jiných režimech než aktivní režim
AE	Supplementary heater	Допълнителен подгревател	Calefactor complementario	Přídavný ohřívač
AF	Off mode	Режим „изключен“	Modo desactivado	Vypnutý stav
AG	Thermostat-off mode	Режим „термостатно изключен“	Modo desactivado por termostato	Stav vypnutého termostatu
AH	Standby mode	Режим „в готовност“	Modo de espera	Pohotovostní režim
AI	Crankcase heater mode	Режим „подгреване на картера на компресора“	Modo de calentador del cárter	Režim zahřívání skříně kompresoru
AJ	Type of energy input	Вид на постъпващата енергия	Tipo de insumo de energía	Energetický příkon
AK	Other items	Други характеристики	Otros elementos	Jiné položky
AL	Capacity control	Регулиране на мощността	Control de capacidad	Regulace výkonu
AM	fixed/variable	фиксирана/регулируема	fijo/variable	pevná/proměnná
AN	For air-to-water heat pumps: Rated air flow rate, outdoors	За термопомпи „въздух-вода“: номинален дебит на въздуха (на открито)	Para bombas de calor aire-agua: Caudal de aire nominal (exterior)	U tepelných čerpadel vzduch-voda: jmenovitý průtok vzduchu ve venkovním prostoru
AO	m ³ /h	m ³ /h	m ³ /h	m ³ /h
AP	Sound power level, indoors/outdoors	Ниво на шума (вътре/на открито)	Nivel de potencia acústica (interior/exterior)	Hladina akustického výkonu ve vnitřním prostoru/venkovním prostoru
AQ	Emissions of nitrogen oxides	Емисии на азотни оксиди	Emisiones de óxidos de nitrógeno	Emise oxidů dusku
AR	For water-/brine-to-water heat pumps: Rated brine or water flow rate, outdoor heat exchanger	За термопомпи „вода/солов разтвор-вода“: номинален дебит на соловия разтвор, или водата, външен топлообменник	Para bombas de calor agua/salmuera a agua: Caudal de salmuera o de agua nominal, intercambiador de calor de exterior	U tepelných čerpadel voda-voda/solankavoda: jmenovitý průtok solanky nebo vody, venkovní výměník tepla
AS	For heat pump combination heater:	За комбиниран термопомпен агрегат за отопление и БГ В:	Para calefactores combinados con bomba de calor:	U kombinovaného ohřívače s tepelným čerpadlem:
AT	Declared load profile	Обявен товаров профил	Perfil de carga declarado	Deklarovaný zátěžový profil
AU	Water heating energy efficiency	Енергийна ефективност при подгреване на вода	Eficiencia energética de caldeo de agua	Energetická účinnost ohřevu vody
AV	Daily electricity consumption	Дневно електропотребление	Consumo diario de electricidad	Denní spotřeba elektrické energie
AW	Daily fuel consumption	Дневно потребление на гориво	Consumo diario de combustible	Denní spotřeba paliva
AX	Contact details	Координати за връзка	Datos de contacto	Kontaktní údaje
AY	(*) For heat pump space heaters and heat pump combination heaters, the rated that output Prated is equal to the design load for heating Pdesign, and the rated heat output of a supplementary heater Psup is equal to the supplementary capacity for heating sup(Tj).	(*) За отоплителни термопомпени агрегати и комбинирани термопомпени агрегати, номиналната топлинна мощност Prated е равна на проекцията отоплителен товар Pdesign, а номиналната топлинна мощност на допълнителния подгревател Psup е равна на допълнителната отоплителна мощност sup(Tj)	(*) Para los aparatos de calefacción con bomba de calor y calefactores combinados con bomba de calor, la potencia calorífica nominal Prated es igual a la carga de calefacción de diseño Pdesign, y la potencia calorífica nominal de un calefactor complementario Psup es igual a la capacidad complementaria de calefacción sup(Tj).	(*) U ohřívačů pro vytápění vnitřních prostorů s tepelným čerpadlem a kombinovaných ohřívačů s tepelným čerpadlem je jmenovitý tepelný výkon Prated roven návrhovému topnému zatížení Pdesign a jmenovitý tepelný výkon přídavného ohřívače Psup je roven doplňkovému topnému výkonu sup(Tj).
AZ	(**) If Cdh is not determined by measurement then the default degradation coefficient is Cdh = 0.9.	(**) Ако Cdh не е определен чрез измерване, съответната ориентировъчно приемана стойност за коефициента на влошаване на ефективността е Cdh = 0.9.	(**) Si no se determina Cdh por medición, el coeficiente de degradación predeterminado será Cdh = 0.9.	(**) Není-li koeficient ztráty energie Cdh stanoven měřením, má implicitní hodnotu 0.9.
BA	1) Precautions as described in the installation/user manual must be taken when assembling, installing and maintaining this product.	1) Описаните в ръководството за монитране/ръководството за потребителя предпазни мерки трябва да се спазват при събиране, монитране и поддръжка на продукта.	1) Deben tomarse las precauciones que se indican en el manual de instalación/usuario al montar e instalar el producto, así como al realizar tareas de mantenimiento.	1) Při montáži, instalaci a údržbě tohoto produktu je třeba se řídit bezpečnostními opatřeními popsanými v instalační a uživatelské příručce.
BB	2) If you are a professional looking for information on non-destructive disassembly and dismantling, please send an email to: erims.sec@samsung.com	2) Ако сте професионалист и търсите информация относно възможностите за неразрушително разглобяване и демонтаж, моля, изпратете имейл на адрес: erims.sec@samsung.com	2) Si Usted es un profesional que desea obtener información sobre el desmontaje y desmantelamiento no destructivo de este producto, por favor, dirijase a la siguiente dirección de correo electrónico: erims.sec@samsung.com	2) Pokud jste odborným pracovníkem a hledáte informace ohledně bezpečné demontáže produktu, napište e-mail na adresu: erims.sec@samsung.com.

COMMISSION REGULATION (EU) No 813/2013 ¹⁾

No	Danish(DA)	German(DE)	Estonian(ET)	Greek(EL)
I	KOMMISSIONENS FORORDNING (EU) Nr. 813/2013	VERORDNUNG (EU) Nr. 813/2013 DER KOMMISSION	KOMISJONI MÄÄRUS (nr 813/2013,	ΚΑΝΟΝΙΣΜΟΣ (ΕΕ) αριθ. 813/2013 ΤΗΣ ΕΠΙΤΡΟΠΗΣ
II	Kravene til miljøvenligt design af anlæg til rumopvarmning	Die Ökodesign-Anforderungen an Raumheizgerät	Ökodesaini nõuded ruumi kütmiseks	Οι απαιτήσεις οικολογικού σχεδιασμού για θερμαντήρας χώρου
A	Model(ler); [Information, som identificerer den eller de modeller, som oplysningerne vedrører]	Modell(e); [Angaben zur Bestimmung des Modells/der Modelle, auf das/die sich die Angaben beziehen]	Mudel(id); [mudelit (mudeleid) iseloomustavad näitajad]	Μοντέλο(-α); [Πληροφορίες για την ταυτοποίηση του μοντέλου (των μοντέλων) που αφορούν οι πληροφορίες]
B	Luft-vand-varmepumpe: [ja/nej]	Luft-Wasser-Wärmepumpe: (Ja/Nein)	Õhu-vee-soojuspump: [jah/ei]	Αντλία θερμότητας αέρα-νερού: [ναι/όχι]
C	Vand-vand-varmepumpe: [ja/nej]	Wasser-Wasser-Wärmepumpe: (Ja/Nein)	Vee-vee-soojuspump: [jah/ei]	Αντλία θερμότητας νερού-νερού: [ναι/όχι]
D	Brine-vand-varmepumpe: [ja/nej]	Sole-Wasser-Wärmepumpe: (Ja/Nein)	Soojuskanjaja vee-soojuspump: [jah/ei]	Αντλία θερμότητας άλιμης-νερού: [ναι/όχι]
E	Lavtemperaturvarmepumpe: [ja/nej]	Niedertemperatur-Wärmepumpe: (Ja/Nein)	Külma kliima soojuspump: [jah/ei]	Αντλία θερμότητας χαμηλής θερμοκρασίας: [ναι/όχι]
F	Udstyret med supplerende forsyningsanlæg: [ja/nej]	Mit Zusatzheizgerät: (Ja/Nein)	Koos lisakütteseadmega: [jah/ei]	Εξοπλισμένος με συμπληρωματικό θερμαντήρα: [ναι/όχι]
G	Varmepumpeanlæg til kombineret rum- og brugsvandsopvarmning: [ja/nej]	Kombiheizgerät mit Wärmepumpe: (Ja/Nein)	Soojuspumbaga veesoojendi-küttesead: [jah/ei]	Θερμαντήρας συνδυασμένης λειτουργίας με αντλία θερμότητας: [ναι/όχι]
H	Parametre skal angives for middeltemperaturløst, dog ikke for lavtemperaturvarmepumper. For lavtemperaturvarmepumper angives parametre for lavtemperaturløst.	Die Parameter sind für eine Mitteltemperaturlösung anzugeben, außer für Niedertemperatur-Wärmepumpen. Für Niedertemperatur-Wärmepumpen sind die Parameter für eine Niedertemperaturlösung anzugeben.	Näitajad esitatakse keskmise temperatuuriga kasutuse kohta, välja arvatud külma kliima soojuspumbad. Külma kliima soojuspumbade näitajad esitatakse madaltemperatuurilise kasutuse kohta.	Δηλώνονται οι παράμετροι για εφαρμογή μέσης θερμοκρασίας, εξαιρουμένων των αντλίων θερμότητας χαμηλής θερμοκρασίας. Για τις αντλίες θερμότητας χαμηλής θερμοκρασίας δηλώνονται οι παράμετροι για εφαρμογή χαμηλής θερμοκρασίας.
I	Parametre skal angives for gennemsnitlige klimaforhold.	Die Parameter sind für durchschnittliche Klimaverhältnisse anzugeben.	Näitajad esitatakse keskmiste kliimatingimuste kohta.	Δηλώνονται οι παράμετροι για μέσες κλιματικές συνθήκες.
J	Element	Angabe	Näitaja	Χαρακτηριστικό
K	Symbol	Symbol	Tähis	Σύμβολο
L	Værdi	Wert	Väärtus	Τιμή
M	Enhed	Einheit	Ühik	Μονάδα
N	Nominal nytteeffekt (*)	Wärmennennleistung (3)	Nimisoojusvõimsus (*)	Ονομαστική θερμική ισχύς (*)
O	Prated	Prated	Prated	Prated
P	Årsvirkningsgrad ved rumopvarmning	Jahreszeitbedingte Raumheizungs-Energieeffizienz	Kütmise sesoonne energiatõhusus	Ενεργειακή απόδοση της εποχιακής θέρμανσης χώρου
Q	Angivet varmelydelse for dellast ved indetemperatur på 20 °C og udetemperatur på Tj	Angegebene Leistung für Teillast bei Raumlufttemperatur 20 °C und Außenlufttemperatur Tj	Esitatud soojusvõimsus ruumitemperatuuril 20 °C ja välistemperatuuril Tj vastaval (osalise koormuse) võimsustarbel	Δηλωμένη θερμαντική ισχύς για μερικό φορτίο σε θερμοκρασία εσωτερικού χώρου 20 °C και θερμοκρασία εξωτερικού χώρου Tj
R	Angivet effektfaktor eller primærenergi-effektfaktor for dellast ved indetemperatur på 20 °C og udetemperatur på Tj	Angegebene Leistungszahl oder Heizzahl für Teillast bei Raumlufttemperatur 20 °C und Außenlufttemperatur Tj	Esitatud soojustegur (primaarenergiategur) ruumitemperatuuril 20 °C ja välistemperatuuril Tj vastaval (osalise koormuse) võimsustarbel	Δηλωμένος συντελεστής απόδοσης ή λόγος πρωτογενούς ενέργειας σε θερμοκρασία εσωτερικού χώρου 20 °C και θερμοκρασία εξωτερικού χώρου Tj
S	COPd eller PERd	COPd oder PERd	COPd või PERd	COPd ή PERd
T	Tj = bivalenttemperatur	Tj = Bivalenttemperatur	Tj = tasakaaltemperatuur	Tj = δίτιμη θερμοκρασία
U	Tj = temperaturløst for drift	Tj = Betriebstemperaturgrenzwert	Tj = piirtõotemperatuur	Tj = οριακή θερμοκρασία λειτουργίας
V	For luft-vand-varmepumper: Tj = -15 °C (hvis TOL < -20 °C)	Für Luft-Wasser-Wärmepumpen: Tj = -15 °C (wenn TOL < -20 °C)	Õhu-vee-soojuspump: Tj = -15 °C (kui TOL < -20 °C)	Για αντλίες θερμότητας αέρα-νερού: Tj = -15 °C (εάν TOL < -20 °C)
W	Bivalenttemperatur	Bivalenttemperatur	Tasakaaltemperatuur	Δίτιμη θερμοκρασία
X	For luft-vand-varmepumper: Temperaturløst for drift	Für Luft-Wasser-Wärmepumpen: Betriebsgrenzwert-Temperatur	Õhu-vee-soojuspump: piirtõotemperatuur	Για αντλίες θερμότητας αέρα-νερού: Οριακή θερμοκρασία λειτουργίας
Y	Cyklusintervaldyldelse for opvarmning	Leistung bei zyklischem Intervall-Heizbetrieb	Tsükli soojusvõimsus	Θερμαντική ισχύς κατά τη διάρκεια ενός κύκλου
Z	Cyklusintervaldyldelse	Leistungszahl bei zyklischem Intervallbetrieb	Tsükli tõhusus või primaarenergiategur	Απόδοση κατά τη διάρκεια ενός κύκλου
AA	COPcyc eller PERcyc	COPcyc oder PERcyc	COPcyc või PERcyc	COPcyc ή PERcyc
AB	Koefficient for effektivitetstab (**)	Minderungsfaktor (4)	Kaotegur (**)	Συντελεστής υποβάθμισης (**)
AC	Temperaturløst for vandopvarmning	Grenzwert der Betriebstemperatur des Heizwassers	Küttevee piirtõotemperatuur	Οριακή θερμοκρασία λειτουργίας για θέρμανση νερού
AD	Elforbrug i andre tilstande end aktiv tilstand	Stromverbrauch in anderen Betriebsarten als dem Betriebszustand	Võimsustarve ajal, kui seade ei ole aktiivses seisundis	Κατανάλωση ισχύος σε καταστάσεις πλην της ενεργού κατάστασης

No	Danish(DA)	German(DE)	Estonian(ET)	Greek(EL)
AE	Supplerende forsyningsanlæg	Zusatzheizgerät	Lisakütteeseade	Συμπληρωματικός θερμαντήρας
AF	Slukket tilstand	Aus-Zustand	Väljalülitatud seisund	Κατάσταση εκτός λειτουργίας
AG	Termostat fra-tilstand	Thermostat-aus-Zustand	Termostaadiga välja lülitatud seisund	Κατάσταση χωρίς λειτουργία θερμοστάτη
AH	Standbytilstand	Bereitschaftszustand	Ooteseisund	Κατάσταση αναμονής
AI	Krumtafhusopvarmningsstilstand	Betriebszustand mit Kurbelgehäuseheizung	Kambrikütte seisund	Λειτουργία θερμαντήρα στροφαλοθαλάμου
AJ	Energiputtytype	Art der Energiezufuhr	Sisendenergia liik	Τύπος εισερχόμενης ενέργειας
AK	Andre elementer	Sonstige Angaben	Muud näitajad	Άλλα χαρακτηριστικά
AL	Ydelsesregulering	Leistungssteuerung	Võimsuse reguleerimine	Ρύθμιση ισχύος
AM	fast/variabel	fest/veränderlich	Muutumatu/muudetav	σταθερή/μεταβλητή
AN	For luft-vand-varmepumper: Nominel luftgennemstrømning, ude	Für Luft-Wasser-Wärmepumpen: Nenn-Luftdurchsatz, außen	Õhu-vee soojuspump: õhu nimivooluhulk, väliskeskkonnas	Για αντλίες θερμότητας αέρα-νερού: Ονομαστική παροχή αέρα, εξωτερικού χώρου
AO	m³/h	m³/h	m³/h	m³/h
AP	Lydeffektivniveau, inde/ude	Schalleistungspegel, innen/außen	Müravõimsustase, siseruumis/väliskeskkonnas	Στάθμη ηχητικής ισχύος, εσωτερικού/ εξωτερικού χώρου
AQ	Emissioner af kvælstofilter	Stickoxidausstoß	Lämmastikoksiidide heide	Εκπομπές οξειδίου του αζώτου
AR	For vand/brine-vand-varmepumper: nominel brine- eller vandgennemstrømning, varmeveksler, ude	Für Wasser/Sole-Wasser-Wärmepumpen: Wasser- oder Sole-Nenndurchsatz	Vee-soojuskandja-vee-soojuspump: soojuskandja või vee nimivooluhulk, soojusvaheti väljas	Για αντλίες θερμότητας νερού-άλαμης-νερού: Ονομαστική παροχή άλαμης ή νερού, εναλλάκτη θερμότητας εξωτερικού χώρου
AS	For varmepumpeanlæg til kombineret rum- og brugsvandsopvarmning:	Kombiheizgerät mit Wärmepumpe	Soojuspumbaga vee-soojendite-kütteeseade:	Για θερμαντήρα συνδυασμένης λειτουργίας με αντλία θερμότητας
AT	Angivet forbrugsprofil	Angegebenes Lastprofil	Esitatud koormusprofiil	Δηλωμένο προφίλ φορτίου
AU	Energieeffektivitet ved vandopvarmning	Warmwasserbereitungs-Energieeffizienz	Vee soojendamise kasutegur	Ενεργειακή απόδοση θέρμανσης νερού
AV	Dagligt elforbrug	Täglicher Stromverbrauch	Päevane elektrienergiatarve	Ημερήσια κατανάλωση ηλεκτρικής ενέργειας
AW	Dagligt brændselsforbrug	Täglicher Brennstoffverbrauch	Päevane kütteenergiatarve	Ημερήσια κατανάλωση καυσίμου
AX	Kontaktplysninger	Kontakt	Kontaktandmed	Στοιχεία επικοινωνίας
AY	(*) For varmepumpeanlæg til rumopvarmning og varmepumpeanlæg til kombineret rum- og brugsvandsopvarmning er den nominelle nytteeffekt Prated lig med den dimensionerende last for opvarmning Pdesignh, og den nominelle nytteeffekt for et supplerende forsyningsanlæg Psp er lig med den supplerende varmeyedelse sup(TJ).	(*) Für Heizgeräte und Kombiheizgeräte mit Wärmepumpe ist die Wärmenennleistung Prated gleich der Auslegungslast im Heizbetrieb Pdesignh und die Wärmenennleistung eines Zusatzheizgerätes Psp gleich der zusätzlichen Heizleistung sup(TJ).	(*) Soojuspumbaga kütteeseadmete ja soojuspumbaga vee-soojendite-kütteeseadmete nimisoojusvõimsus Prated on võrdne arvutusliku soojusvõimsusega Pdesignh, lisakütteeseadme Psp nimisoojusvõimsus on võrdne lisakütteeseadme soojusvõimsusega sup(TJ).	(*) Για θερμαντήρες χώρου με αντλία θερμότητας και θερμαντήρες συνδυασμένης λειτουργίας με αντλία θερμότητας, η ονομαστική θερμική ισχύς Prated ισούται με το θερμαντικό φορτίο σχεδιασμού Pdesignh , και η ονομαστική θερμική ισχύς του συμπληρωματικού θερμαντήρα Psp ισούται με τη συμπληρωματική θερμαντική ισχύ sup(TJ).
AZ	(**) Hvs Cdh ikke bestemmes ved måling, er koefficienten for effektivitetstab som standard Cdh = 0,9.	(**) Wird der Cdh-Wert nicht durch Messung bestimmt, gilt für den Minderungskoeffizient der Vorgabewert Cdh = 0,9.	(**) Kui tegur Cdh on määratama, võetakse vaikimisi Cdh = 0,9.	(**) Εάν ο Cdh δεν προσδιοριστεί με μέτρηση, ο εφ. ρασιμού συντελεστής υποβιβασμού είναι Cdh = 0,9.
BA	1) Du skal tage de forholdsregler, der er beskrevet i installations-/brugervejledningen, når du samler, installerer og vedligeholder dette produkt.	1) Beim Montieren, Installieren und Warten des Geräts müssen die im Installations-/ Benutzerhandbuch beschriebenen Vorsichtsmaßnahmen eingehalten werden.	1) Seadme kokkupanekul, paigaldamisel ja hooldusel tuleb rakendada paigaldus-/kasutusjuhendis kirjeldatud ettevaatusabinõusid	1) Όταν συναρμολογείτε, εγκαθιστάτε και συντηρείτε αυτό το προϊόν, πρέπει να λαμβάνετε τις προφυλάξεις που περιγράφονται στο εγχειρίδιο εγκατάστασης/χρήσης.
BB	2) Hvis du er en erhvervsdrivende, der søger information om, hvordan man afmonterer støvsugerens idem at addeleage nogle dele, bedes du sende en e-mail til: erims.sec@samsung.com	2) Wenn Sie als Fachkraft Informationen zu zerstörungsfreier Demontage und Zerlegung benötigen, schreiben Sie bitte eine E-Mail an: erims.sec@samsung.com.	2) Kui olete professionaal, kes otsib teavet mittelkehjustava lahtivõtmise ja demonteerimise kohta, saateke palun e-kiri aadressil: erims.sec@samsung.com.	2) Εάν είστε επαγγελματίας και αναζητείτε πληροφορίες σχετικά με την αποσυναρμολόγηση χωρίς να προκλήσουν καταστροφές, στείλετε μήνυμα ηλεκτρονικού ταχυδρομείου στη διεύθυνση: erims.sec@samsung.com

COMMISSION REGULATION (EU) No 813/2013 ¹⁾

No	French(FR)	Croatian(HR)	Italian(IT)	Latvian(LV)
I	RÈGLEMENT (UE) No 813/2013 DE LA COMMISSION	UREDBA KOMISIJE (EU) br. 813/2013	REGOLAMENTO (UE) N. 813/2013 DELLA COMMISSIONE	KOMISIJAS REGULA (ES) Nr. 813/2013
II	Les exigences d'écoconception applicables aux dispositifs de chauffage des locaux	Zahtjevi za ekološki dizajn grijača prostora	Le specifiche per la progettazione ecocompatibile per apparecchio il riscaldamento d'ambiente	Ekodizaina prasības par telpu sildītājs
A	Modèle(s); [informations d'identification du ou des modèles concernés]	Modeli(j); [informacije za identifikaciju modela na koji(-e) se informacije odnose]	Modelli; [Informazioni per identificare i modelli cui sono riferibili le informazioni]	Modelis(-i); [Informācija, ar ko identificē modelis(-us), uz kuru(-iem) informācija attiecas]
B	Pompes à chaleur air-eau: [oui/non]	Toplinska crpkā zrak-voda: [da/ne]	Pompa di calore aria/acqua: [sì/no]	Gaiss-ūdens siltumsūknis: [jā/nē]
C	Pompes à chaleur eau-eau: [oui/non]	Toplinska crpkā voda-voda: [da/ne]	Pompa di calore acqua/acqua: [sì/no]	Ūdens-ūdens siltumsūknis: [jā/nē]
D	Pompe à chaleur eau glycolée-eau: [oui/non]	Toplinska crpkā slāna voda-voda: [da/ne]	Pompa di calore salamoia/acqua: [sì/no]	Sālsūdens-ūdens siltumsūknis: [jā/nē]
E	Pompes à chaleur basse température: [oui/non]	Niskotemperatūra toplinska crpkā: [da/ne]	Pompa di calore a bassa temperatura: [sì/no]	Zemas temperatūras diapazona siltumsūknis: [jā/nē]
F	Équipée d'un dispositif de chauffage d'appoint: [oui/non]	Opremljena dodatnim grijačem: [da/ne]	Con riscaldatore supplementare: [sì/no]	Aprīkots ar papildu sildītāju: [jā/nē]
G	Dispositif de chauffage mixte par pompe à chaleur: [oui/non]	Kombinirāni grijači s toplinskā crpkā: [da/ne]	Apparecchio misto a pompa di calore: [sì/no]	Siltumsūkņa kombinētais sildītājs: [jā/nē]
H	Les paramètres sont déclarés pour l'application à moyenne température, excepté pour les pompes à chaleur basse température. Pour les pompes à chaleur basse température, les paramètres sont déclarés pour l'application à basse température.	Parametri se navode za uporabu pri srednjoj temperaturi, osim za niskotemperaturne toplinske crpkā. Za niskotemperaturne toplinske crpkā parametri se navode za uporabu pri niskoj temperaturi.	I parametri sono dichiarati per l'applicazione a temperatura media, tranne per le pompe di calore a bassa temperatura. Per le pompe di calore a bassa temperatura, i parametri sono dichiarati per l'applicazione a bassa temperatura.	Parametri deklarē izmantošanai vidējās temperatūras diapazonā, izņemot zemas temperatūras diapazona siltumsūknēm. Zemas temperatūras diapazona siltumsūknēm parametri deklarē izmantošanai zemas temperatūras diapazonā.
I	Les paramètres sont déclarés pour les conditions climatiques moyennes.	Parametri se navode za prosječne klimatske uvjete.	I parametri sono dichiarati per condizioni climatiche medie.	Parametri deklarē vidējiem klimatskajiem apstākļiem.
J	Caractéristique	Stavka	Elemento	Poziģija
K	Symbole	Oznaka	Simbolo	Apzīmējums
L	Valeur	Vrijednost	Valore	Vērtība
M	Unité	Jedinica	Unità	Vienība
N	Puissance thermique nominale (*)	Nazivna toplinska snaga (*)	Potenza termica nominale (*)	Nominālā siltuma jauda (*)
O	Prated	Prated	Phominale	Prated
P	Efficacité énergétique saisonnière pour le chauffage des locaux	Sezonska enerģētiska učinkovitost grijāņa prostora	Efficienza energetica stagionale del riscaldamento d'ambiente	Telpu apsildes sezonas energoefektivitāte
Q	Puissance calorifique déclarée à charge partielle pour une température intérieure de 20 °C et une température extérieure Tj	Deklarirāni ogrievni kapacitātē za djelomično opterećenje pri unutarnjoj temperaturi od 20 °C i vanjskoj temperaturi Tj	Capacità di riscaldamento dichiarata a carico parziale, con temperatura interna pari a 20 °C e temperatura esterna Tj	Deklarētā jauda sildīšanai pie daļējas slodzes, ja temperatūra telpās ir 20 °C un ārējais temperatūra ir Tj
R	Coefficient de performance déclaré ou coefficient sur énergie primaire déclaré à charge partielle pour une température intérieure de 20 °C et une température extérieure Tj	Deklarirāni koeficienti učinkovitosti ili omjer primarne energije za djelomično opterećenje pri unutarnjoj temperaturi od 20 °C i vanjskoj temperaturi Tj	Coefficiente di prestazione dichiarato o indice di energia primaria per carico parziale, con temperatura interna pari a 20 °C e temperatura esterna Tj	Deklarētais lietderības koeficients vai primārās enerģijas patēriņa rādītājs pie daļējas slodzes, ja temperatūra telpās ir 20 °C un ārējais temperatūra ir Tj
S	COPd ou PERd	COPd ili PERd	COPd oppure PERd	COPd vai PERd
T	Tj = température bivalente	Tj = bivalentna temperatura	Tj = temperatura bivalente	Tj = bivalentā temperatūra
U	Tj = température limite de fonctionnement	Tj = grāniņa radna temperatura	Tj = temperatura limite di esercizio	Tj = darba režīma robežtemperatūra
V	Pour les pompes à chaleur air-eau: Tj = -15 °C (si TOL < -20 °C)	Za toplinske crpkā zrak-voda: Tj = -15 °C (ako je TOL < -20 °C)	Per le pompe di calore aria/acqua: Tj = -15 °C (se TOL < -20 °C)	Gaiss-ūdens siltumsūknēm: Tj = -15 °C (ja TOL < -20 °C)
W	Température bivalente	Bivalentna temperatura	Temperatura bivalente	Bivalentā temperatūra
X	Pour les pompes à chaleur air-eau: température limite de fonctionnement	Za toplinske crpkā zrak-voda: Grāniņa radna temperatura	Per le pompe di calore aria/acqua: temperatura limite di esercizio	Gaiss-ūdens siltumsūknēm: darba režīma robežtemperatūra
Y	Puissance calorifique sur un intervalle cyclique	Ogrievni kapacitētē intervala ciklusa	Ciclicitā degli intervalli di capacità per il riscaldamento	Cikliskā intervāla jauda sildīšanai
Z	Efficacité sur un intervalle cyclique	Ūčinkovitost intervala ciklusa	Efficienza della ciclicità degli intervalli	Cikliskā intervāla efektivitāte
AA	COPcyc ou PERcyc	COPcyc ili PERcyc	COPcyc oppure PERcyc	COPcyc vai PERcyc
AB	Coefficient de dégradation (**)	Koeficient degradāģijē (**)	Coefficiente di degradazione (**)	Pazeminājuma koeficients (**)
AC	Température maximale de service de l'eau de chauffage	Grāniņa radna temperatura za grijāģģe vode	Temperatura limite di esercizio di riscaldamento dell'acqua	Ūdens uzsildīšanas darba režīma robežtemperatūra

No	French(FR)	Croatian(HR)	Italian(IT)	Latvian(LV)
AD	Consommation d'électricité dans les modes autres que le mode actif	Potrošnja energije u načinima koji ne uključuju aktivni način rada	Consumo energetico in modi diversi dal modo attivo	Jauda režimos, kas nav darba režims
AE	Dispositif de chauffage d'appoint	Dodatni grijač	Riscaldatore supplementare	Papildu sildītājs
AF	Mode arrêt	Stanje isključenosti	Modo spento	Izslēgts režims
AG	Mode arrêt par thermostat	Stanje isključenosti termostata	Modo termostato spento	Izslēgta termostata režims
AH	Mode veille	Stanje mirovanja	Modo stand-by	Gaidstāves režims
AI	Mode résistance de carter active	Način rada grijača kućišta	Modo riscaldamento del carter	Kartera sildītāja režims
AJ	Type d'énergie utilisée	Vrsta utrošene energije	Tipo di alimentazione energetica	Pievadītās enerģijas veids
AK	Autres caractéristiques	Druge stavke	Altri elementi	Citas pozīcijas
AL	Régulation de la puissance	Upravljanje kapacitetom	Controllo della capacità	Jaudas regulēšana
AM	fixe/variable	fiksno/promjenjivo	fisso/variabile	fiksēta/maināma jauda
AN	Pour les pompes à chaleur air-eau: débit d'air nominal, à l'extérieur	Za toplinski crpku zrak-voda: Nazivna stopa protoka zraka, na otvorenom	Per le pompe di calore aria/acqua: portata d'aria, all'esterno	Gaiss-ūdens siltumsūkņiem: nominālā gaisa caurplūde, ārpus telpām
AO	m ³ /h	m ³ /h	m ³ /h	m ³ /h
AP	Niveau de puissance acoustique, à l'intérieur/à l'extérieur	Razina zvučne snage, unutra/vani	Livello della potenza sonora, all'interno/all'esterno	Akustiskās jaudas līmenis telpās/ārpus telpām
AQ	Émissions d'oxydes d'azote	Emisija dušikogvo oksida	Emissioni di ossidi di azoto	Slāpekļa oksīdu emisijas
AR	Pour les pompes à chaleur eau-eau ou eau glycolée-eau: débit nominal d'eau glycolée ou d'eau, échangeur thermique extérieur	Za toplinske crpke voda/slana voda-voda: Nazivna stopa protoka slane vode ili vode, na vanjskom izmjenjivaču topline	Per le pompe di calore acqua/acqua e salamoia/acqua: flusso di salamoia o acqua nominale, scambiatore di calore all'esterno	Ūdens vai sālsūdens-ūdens siltumsūkņiem: nominālā sālsūdens vai ūdens caurplūde, ārpus siltummaiņiem
AS	Pour les dispositifs de chauffage mixtes par pompe à chaleur:	Za kombinirane grijače s toplinskom crpkom:	Per gli apparecchi di riscaldamento misti a pompa di calore:	Siltumsūkņa kombinētajam sildītājam:
AT	Profil de soutirage déclaré	Deklarirani profil opterećenja	Profilo di carico dichiarato	Deklarētais slodzes profils
AU	Efficacité énergétique pour le chauffage de l'eau	Enerģētiska učinkovitost zagrijavanja vode	Efficienza energetica di riscaldamento dell'acqua	Ūdens uzsildīšanas energoefektivitāte
AV	Consommation journalière d'électricité	Dnevna potrošnja elektrīcne energije	Consumo quotidiano di energia elettrica	Dienas elektroenerģijas patēriņš
AW	Consommation journalière de combustible	Dnevna potrošnja goriva	Consumo quotidiano di combustibile	Dienas kurināmā patēriņš
AX	Coordonnées de contact	Podaci za kontakt	Recapiti	Kontaktinformācija
AY	(*) Pour les dispositifs de chauffage des locaux par pompe à chaleur et les dispositifs de chauffage mixtes par pompe à chaleur, la puissance thermique nominale Prated est égale à la charge calorifique nominale Pdesignh et la puissance thermique nominale d'un dispositif de chauffage d'appoint Pspup est égale à la puissance calorifique d'appoint sup(TJ).	(*) Za toplinske crpke za grijanje prostora i kombinirane grijače s toplinskom crpkom nazivna toplinska snaga Prated jednaka je projektnom ogrijevnom opterećenju Pdesignh, a nazivna toplinska snaga dodatnog grijača Pspup jednaka je dodatnom ogrijevnom kapacitetu sup(TJ).	(*) Per gli apparecchi a pompa di calore per il riscaldamento d'ambiente e gli apparecchi di riscaldamento misti a pompa di calore, la potenza termica nominale Pnominale è pari al carico teorico per il riscaldamento Pdesignh e la potenza termica nominale di un riscaldatore supplementare Pspup è pari alla capacità supplementare di riscaldamento sup(TJ).	(*) Siltumsūkņa telpu sildītājiem un siltumsūkņa kombinētajiem sildītājiem nominālā siltuma jauda Prated ir vienāda ar aprēķināto slodzi sildīšanai Pdesignh un papildu sildītāja nominālā siltuma jauda Pspup ir vienāda ar sildīšanas papildu jaudu sup(TJ).
AZ	(**) Si le Cdh n'est pas déterminé par des mesures, le coefficient de dégradation par défaut est Cdh = 0,9.	(**) Ako Cdh nije određen mjerenjem, standardni koeficijent degradacije je Cdh = 0,9.	(**) Se Cdh non è determinato mediante misurazione, il coefficiente di degradazione è Cdh = 0,9.	(**) Ja Cdh nenosaka, izmantojot mērījumus, tad standarta pazeminājuma koeficients ir Cdh = 0,9.
BA	1) Des précautions, comme décrit dans le manuel d'installation/d'utilisation, doivent être prises lors du montage, de l'installation et de l'entretien de l'appareil.	1) Prilikom sastavljanja, instalacije i održavanja proizvoda potrebno je poduzeti mjere opreza navedene u priručniku za instalaciju / korisničkom priručniku.	1) Durante l'assemblaggio, l'installazione e la manutenzione di questo apparecchio vanno poste in atto tutte le avvertenze e le precauzioni che sono indicate nei manuali di installazione e per l'utente.	1) Montāža un produkta apkope jāveic saskaņā ar montāžas/lietošanas instrukciju.
BB	2) Si vous êtes un professionnel à la recherche des informations sur le démontage et le démantèlement, veuillez envoyer un e-mail à l'adresse: erims.sec@samsung.com	2) Ako ste stručnjak u potrazi za informacijama o nerazomom rastavljanju i rasklapanju, pošaljite elektroničku poruku na adresu: erims.sec@samsung.com	2) Se sei un tecnico e vuoi sapere come smontare in modo accurato e non distruttivo il prodotto, invia una email all'indirizzo: erims.sec@samsung.com	2) Ja esat meistars, kas meklē informāciju, kā demontēt un izjaukt ierīci, to nesabojājot, sūtiet e-pasta vēstuli uz adresi: erims.sec@samsung.com.

COMMISSION REGULATION (EU) No 813/2013¹⁾

No	Lithuanian(LT)	Hungarian(HU)	Maltese(MT)	Dutch(NL)
I	KOMISIJS REGLAMENTAS (ES) Nr. 813/2013	A BIZOTTSÁG 813/2013/EU RENDELETE	REGOLAMENT TAL-KUMMISSJONI (UE) Nru 813/2013	VERORDENING (EU) Nr. 813/2013 VAN DE COMMISSIE
II	Ekologinio projektavimo reikalavimai už patalpų šildytuvus	A környezettudatos tervezésére vonatkozó követelményeket helyiségfűtő berendezés	Rekwiziti tal-ekodisinn għall hiter tal-post	De eisen inzake ecologisch ontwerp voor ruimteverwarmingstoestel
A	Modelis (-iai) [modelio (-ų), kuriam (-iems) taikoma informacija, identifikavimo duomenys]	Modell(ek); [az információk tárgyát képező modell(ek) megjelölésé]	Mudell(i); [tagħrif li bih jiġi identifikat il-mudell/jiġu identifikati l-mudelli li magħhom huwa relatat dan it-tagħrif]	Modell(en); [informatie ter bepaling van het model waarop de informatie betrekking heeft]
B	Oro-vandens šilumos siurblys [taip / ne]	Levegő-víz típusú hőszivattyú; [igen/nem]	Pompa tas-shana arja-ilma; [iva/le]	Lucht/water-warmtepomp; [ja/nee]
C	Vandens-vandens šilumos siurblys [taip / ne]	Víz-víz típusú hőszivattyú; [igen/nem]	Pompa tas-shana ilma-ilma; [iva/le]	Water/water-warmtepomp; [ja/nee]
D	Tirpalo-vandens šilumos siurblys [taip / ne]	Sós víz-víz típusú hőszivattyú; [igen/nem]	Pompa tas-shana salmura-ilma; [iva/le]	Pekel/water-warmtepomp; [ja/nee]
E	Žematemperatūris šilumos siurblys [taip / ne]	Alacsony hőméréseltű hőszivattyú; [igen/nem]	Pompa tas-shana b'temperatura baxxa; [iva/le]	Lagetemperatuurwarmtepomp; [ja/nee]
F	Ar yra papildomas šildytuvus [taip / ne]	Rendelkezik-e kiegészítő fűtőberendezéssel; [igen/nem]	Mgħhammar b'hiter supplementari; [iva/le]	Uitgerust met aanvullend verwarmingstoestel; [ja/nee]
G	Kombinuotasis šildytuvus su šilumos siurbliu [taip / ne]	Hőszivattyús kombinált fűtőberendezés; [igen/nem]	Hiter ikkombinat b'pompa tas-shana; [iva/le]	Combinatieverwarmingstoestel met warmtepomp; [ja/nee]
H	Pateikiami naudojimo esant vidutinei temperatūrai parametrai, išskyrus atvejus, kai teikiama informacija apie žematemperatūris šilumos siurblius, žematemperatūris šilumos siurbliu atveju pateikiami naudojimo esant žemai temperatūrai parametrai.	A paramétereket az alacsony hőméréseltű hőszivattyúk kivételével a közepes hőméréseltű használatra vonatkozóan kell megadni. Az alacsony hőméréseltű hőszivattyúk esetében a paramétereket az alacsony hőméréseltű használatra vonatkozóan kell megadni.	Il-parametri għandhom jingħataw għal applikazzjoni b'temperatura medja, hliief għall-pompi tas-shana b'temperatura baxxa. Għall-pompi tas-shana b'temperatura baxxa, il-parametri għandhom jingħataw għal applikazzjoni b'temperatura baxxa.	Parameters moeten worden opgegeven voor toepassing op middelhoge temperatuur, uitgezonderd voor lagetemperatuurwarmtepompen. Voor lagetemperatuurwarmtepompen moeten parameters worden opgegeven bij toepassing op lage temperatuur.
I	Pateikiami naudojimo vidutinėmis klimato sąlygomis parametrai.	A paramétereket az átlagos éghajlati viszonyokra vonatkozóan kell megadni.	Il-parametri għandhom jingħataw għall-kundizzjonijiet klimatiċi medji.	Parameters moeten worden opgegeven voor gemiddelde klimaatomstandigheden.
J	Parametras	Elem	Fattur	Kenmerk
K	Sutartinis ženklas	Jel	Simbolu	Symbol
L	Vertė	Érték	Valur	Waarde
M	Vienetai	Mértékegység	Unità	Eenheid
N	Vardinis šilumos atidavimas (*)	Mért hőteljesítmény (*)	Potenza termika nominali (*)	Nominale warmteafgifte (*)
O	Prated	Prated	Prated	Prated
P	Sezoninis energijos patalpoms šildyti vartojimo efektyvumas	Szezonális helyiségfűtési hatásfok	Effiċjenza enerġetika stagjonali tat-tishin tal-post	Seizoensgebonden energie-efficiëntie van ruimteverwarming
Q	Deklaruotasis šildymo pajėgumas su daline apkrova, esant 20 °C patalpų temperatūrai ir lauko temperatūrai Tj.	Nėvėges fűtőteljesítmény részterhelés mellett, 20 °C beltéri és Tj kültéri hőméréseltelen:	Kapacitá tat-tishin iddikjarata għal tagħbjia parzjali b'temperatura ta' giewwa ta' 20 °C u temperatura ta' barra ta' Tj	Opgegeven verwarmingsvermogen voor deellast bij een binnentemperatuur van 20 °C en een buitentemperatuur Tj
R	Deklaruotasis veiksmingumo koeficientas arba pirminės energijos santykis su daline apkrova, esant 20 °C patalpų temperatūrai ir lauko temperatūrai Tj.	Nėvėges fűtési jóságfok vagy primerenergia-hányados részterhelés mellett, 20 °C beltéri és Tj kültéri hőméréseltelen	Koeffiċjent iddikjarat tal-prestazzjoni jew proporzjon iddikjarat tal-enerġija primarja għal tagħbjia parzjali b'temperatura ta' giewwa ta' 20 °C u temperatura ta' barra ta' Tj	Opgegeven prestatiecoëfficiënt of primaire-energie-verhouding voor deellast bij een binnentemperatuur van 20 °C en buitentemperatuur Tj
S	COPd arba PERd	COPd vagy PERd	COPd jew PERd	COPd or PERd
T	Tj = pėreėjimo į dvejopo šildymo režimą temperatūra	Tj = bivalens hőméréseltet	Tj = temperatura bivalenti	Tj = bivalente temperatuur
U	Tj = ribinė veikimo temperatūra	Tj = megengedett üzemi hőméréseltet	Tj = temperatura tal-limitu tat-thaddim	Tj = uiterste bedrijfstemperatuur
V	Oro-vandens šilumos siurblių atveju – Tj = –15 °C (jei TOL < –20 °C)	Levegő-víz típusú hőszivattyúk esetében: Tj = –15 °C (ha TOL < –20 °C)	Għall-pompi tas-shana arja-ilma: Tj = –15 °C (jekk TOL < –20 °C)	Voor lucht/water-warmtepompen: Tj = –15 °C (als TOL < –20 °C)
W	Pėreėjimo į dvejopo šildymo režimą temperatūra	Bivalens hőméréseltet	Temperatura bivalenti	Bivalente temperatuur
X	Oro-vandens šilumos siurblių atveju – Ribinė veikimo temperatūra	Levegő-víz típusú hőszivattyúk esetében: Megengedett üzemi hőméréseltet	Għall-pompi tas-shana arja-ilma: Temperatura tal-limitu tat-thaddim	Voor lucht/water-warmtepompen: uiterste bedrijfstemperatuur
Y	Ciklinis pajėgumas šildymo režimu	Fűtési ciklusteljesítmény	Kapacitá tal-intervall cikliku għat-tishin	Cyclisch-intervalvermogen voor verwarming
Z	Ciklinis efektyvumas	Ciklikus jóságfok	Effiċjenza tal-intervall cikliku	Cyclisch-intervallefficiëntie
AA	COPcyc arba PERcyc	COPcyc vagy PERcyc	COPcyc jew PERcyc	COPcyc or PERcyc
AB	Blogėjimo koeficientas (**)	Degradációs tényező (**)	Koeffiċjent ta' degradazzjoni (**)	Verliescoëfficiënt (**)
AC	Šildymo vandens ribinė veikimo temperatūra	Fűtővíz megengedett üzemi hőméréseltete	Temperatura limitu tat-thaddim għall-ilma tat-tishin	Uiterste bedrijfstemperatuur van sanitair water

No	Lithuanian(LT)	Hungarian(HU)	Maltese(MT)	Dutch(NL)
AD	Vartojamoji galia ne aktyviajia veiksen	Energiáfogyasztás a főfunkción kívüli üzemmódkban	Konsum tal-energija fil-modalitajiet minbarra dik attiva	Elektriciteitsverbruik in andere standen dan de actieve modus
AE	Papildomas šildytuvas	Kiegészítő fűtőberendezés	Hiter supplementari	Aanvullend verwarmingstoestel
AF	Išjungties veiksen	Kikapcsolt üzemmód	Modalità Mitfi	Uit-stand
AG	Termostato išjungties veiksen	Termostát által kikapcsolt üzemmód	Modalità bit-termostat mitfi	Thermostaat-uit-stand
AH	Budėjimo veiksen	Készenléti üzemmód	Modalità Stennja	Stand-by-stand
AI	Karterio šildymo veiksen	Forgattyúház-fűtési üzemmód	Modalità tal-hiter tal-kisi tal-krank	Carterverwarming-stand
AJ	Tiekiamos energijos rūšis	Energiabeveitel jellege	Tip ta' kontribut tal-energija	Soort energie-input
AK	Kiti parametrai	További elemek	oġġetti oħra	Andere kenmerken
AL	Pajėgumo valdymas	Teljesítményszabályozás	Kontroll tal-kapacità	Vermogenscontrole
AM	pastovus/kintamas	rőgzített/állítható	fix/varjabbli	vast/variabel
AN	Oro vandens šilumos siurbliju atveju – vardinis oro srautas (lauke)	Levegő-víz típusú hőszivattyúk esetében: Mért légtömégáram, kültéri	Ghall-pompi tas-shana arja-ilma: Rata nominali ta' fluss tal-arja fuq barra	Voor lucht/water-warmtepompen: nominaal luchtdebiet, buiten
AO	m³/h	m³/h	m³/h	m³/h
AP	Garso galios lygis (patalpoje/lauke)	Hangteljesítményszint, beltéri/kültéri	Livell ta' qawwa tal-hoss, fuq barra/fuq ġewwa	Geluidsvermogensniveau, binnen/buiten
AQ	Išmetamų azoto oksidų kiekis	Nitrogén-oxid-kibocsátás	Emissjonijiet tal-ossidi tan-nitroġenu	Emissies van stikstofoxiden
AR	Vandens vandens ir tirpalo vandens šilumos siurbliju atveju – vardinis tirpalo arba vandens srautas (lauko šilumokaityje)	Víz-/sós víz-víz típusú hőszivattyúk esetében: Mért sósvíz- vagy vízáramlási sebesség, kültéri hőcserélővel	Ghall-pompi tas-shana ilma-/salmura-ilma: Rata nominali ta' fluss tal-ilma jew tas-salmura, skambjatar tas-shana li jkun jinsab fuq barra	Voor water/water- en pekel/water-warmtepompen: nominaal pekel- of waterdebiet, warmtewisselaar buiten
AS	Kombinuotojo šildytuvo su šilumos siurbliju atveju	Hőszivattyús kombinált fűtőberendezés esetében:	Ghall-hiters ikkombinati b'pompa tas-shana:	Voor combinatieverwarmingstoestellen met warmtepomp:
AT	Deklaruotasis apkrovos profilis	Névleges terhelési profil	Profil tat-tagħbija ddiġjarat	Opgegeven capaciteitsprofiel
AU	Enerģijos vandeniu šildyti vartojimo efektyvumas	Vizmeleģitėsi hatās fok	Efficjenza energetika tat-tishin tal-ilma	Energie-efficiēntie van waterverwarming
AV	Elektros energijos suvartojimas per parą	Napi villamosenergia-fogyasztás	Konsum ta' kuljum tal-eletriku	Dagelijks elektriciteitsverbruik
AW	Kuro suvartojimas per parą	Napi tūzelőanyag-fogyasztás	Konsum ta' kuljum tal-fjuwil	Dagelijks brandstofverbruik
AX	Kontaktiniai duomenys	Elérhetőség	Detalji ta' kuntatt	Contactgegevens
AY	(*) Patalpų šildytuvų su šilumos siurbliu ir kombinuotųjų šildytuvų su šilumos siurbliu atveju vardinis šilumos atidavimas Prated lygus projektinei apkrovai šildymo režimu Pdesignh, o papildomo šildytuvo vardinis šilumos atidavimas Psup lygus papildomam šildymo pajėgumui sup(Tj).	(*) Hőszivattyús helyiségfűtő berendezések és hőszivattyús kombinált fűtőberendezések esetében a Prated mért hőteljesítmény egyenlő a Pdesignh tervezési fűtési terheléssel, emellett a kiegészítő fűtőberendezés Psup mért hőteljesítménye megegyezik a sup(Tj) kiegészítő fűtőteljesítménnyel.	(*) Ghall-hiters tal-post b'pompa tas-shana u ghall-hiters ikkombinati b'pompa tas-shana, il-potenza termika nominali, Prated, hija daqs it-tagħbija tad-disinn għat-tishin, Pdesignh, u l-potenza termika nominali ta' hiter supplementari, Psup, hija daqs il-kapacità supplementari tat-tishin, sup(Tj).	(**) Voor ruimteverwarmingstoestellen met warmtepomp en combinatieverwarmingstoestellen met warmtepomp, is de nominale warmteafgifte Prated gelijk aan de ontwerpbelasting voor verwarming Pdesignh, en is de nominale warmteafgifte van een aanvullend verwarmingstoestel Psup gelijk aan het aanvullend vermogen voor verwarming sup(Tj).
AZ	(**) Jei Cdh nenustatomas matuojant, naudojama numatytoji blogesnio koeficiento vertė Cdh = 0,9.	(**) Amennyiben a Cdh értékét nem mérésrel állapítják meg, akkor az alapértelmezett degradációs tényező: Cdh = 0,9.	(**) Jekk il-koeffiġjent ta' degradazzjoni, Cdh, ma jidher stabilbil bil-kejl, b'mod awtomatiku jitqies li huwa ta' Cdh = 0,9.	(**) Als Cdh niet door meting is bepaald, is de standaardwaarde van de verliefscoëfficiënt Cdh = 0,9.
BA	1) Atliekiant montavimo ir aptamavimo darbus privaloma laikytis atsargumo priemonių, nurodytų diegimo/vartotojo vadove.	1) A termék összeszerelése, telepítése és a karbantartása során tartsa be a telepítési/használati útmutatóban leírt óvintézkedéseket.	1) Prewakzjonijiet kif deskritt fl-installazzjoni u l-utent manwal għandhom jittiedu meta jiaqqa l-installazzjoni, u z-zamma dan il-prodott	1) De voorzorgsmaatregelen die in de gebruikershandleiding worden beschreven, moeten in acht worden genomen bij montage, installatie en onderhoud van dit product.
BB	2) Jei esate specialistas ir ieškote informacijos kaip išardyti įrangą jos nepažeidžiant, parašykite el. laišką adresu: erims.sec@samsung.com	2) Ha Ön szakember, és információt keres az ártalmatlan szétszereléssel és bontással kapcsolatban, kérjük, küldjön egy e-mailt az: erims.sec@samsung.com címre.	2) Jekk inti persuna professjonali u qed tifttex informazzjoni fuq armar u zarmar li ma jagħmilx danni, jekk jogħbok ibagħat email fuq: erims.sec@samsung.com	2) Als u als professional op zoek bent naar informatie over de niet-destructieve demontage en ontmanteling, stuur dan een e-mail naar: erims.sec@samsung.com

COMMISSION REGULATION (EU) No 813/2013¹⁾

No	Polish(PL)	Portuguese(PT)	Romanian(RO)	Slovak(SK)
I	ROZPORZĄDZENIE KOMISJI (UE) NR 813/2013	REGULAMENTO (UE) No 813/2013 DA COMISSÃO	NARIADENIE KOMISIE (EÚ) č. 813/2013	NARIADENIE KOMISIE (EÚ) č. 813/2013
II	Wymogi dotyczące ekoprojektu dla ogrzewaczy pomieszczeń	Os requisitos de conceção ecológica para aquecedor de ambiente	Požiadavky na ekodizajn tepelný zdroj na vykurovanie priestoru	Požiadavky na ekodizajn tepelný zdroj na vykurovanie priestoru
A	Model(-e); [dane określające modele, do których odnoszą się informacje]	Modelo(s); [dados de identificação do(s) modelo(s) a que se refere a informação]	Model(-y); [informácie na určenie modelu(-ov), ktorého(-ých) sa informácie týkajú]	Model(-y); [informácie na určenie modelu(-ov), ktorého(-ých) sa informácie týkajú]
B	Pompa ciepła powietrze/woda: [tak/nie]	Bomba de calor ar-água: [sim/não]	Tepelné čerpadlo vzduch – voda: [áno/nie]	Tepelné čerpadlo vzduch – voda: [áno/nie]
C	Pompa ciepła woda/woda: [tak/nie]	Bomba de calor água-água: [sim/não]	Tepelné čerpadlo voda – voda: [áno/nie]	Tepelné čerpadlo voda – voda: [áno/nie]
D	Pompa ciepła solanka/woda: [tak/nie]	Bomba de calor salmoura-água: [sim/não]	Tepelné čerpadlo slaná voda – voda: [áno/nie]	Tepelné čerpadlo studničná voda – voda: [áno/nie]
E	Niskotemperaturowa pompa ciepła: [tak/nie]	Bomba de calor de baixa temperatura: [sim/não]	Nizkoteplotné tepelné čerpadlo: [áno/nie]	Nizkoteplotné tepelné čerpadlo: [áno/nie]
F	Wyposażona w dodatkowy ogrzewacz: [tak/nie]	Equipada com um aquecedor suplementar: [sim/não]	Vybavené dodatčným tepelným zdrojom: [áno/nie]	Vybavené dodatčným tepelným zdrojom: [áno/nie]
G	Wielofunkcyjny ogrzewacz z pompą ciepła: [tak/nie]	Aquecedor combinado com bomba de calor: [sim/não]	Kombinovaný tepelný zdroj – tepelné čerpadlo: [áno/nie]	Kombinovaný tepelný zdroj – tepelné čerpadlo: [áno/nie]
H	Parametry podaje się dla zastosowań w średnich temperaturach, z wyjątkiem niskotemperaturowych pomp ciepła. W przypadku niskotemperaturowych pomp ciepła parametry podaje się dla zastosowań w niskich temperaturach.	Devem ser indicados parâmetros para aplicação a média temperatura, exceto para as bombas de calor de baixa temperatura. Para as bombas de calor de baixa temperatura, devem ser indicados parâmetros para aplicação a baixa temperatura.	Parametre sa deklaruju pre použitie pri stredných teplotách, okrem tepelných čerpadiel pre nízke teploty. V prípade tepelných čerpadiel pre nízke teploty sa parametre deklaruju pre použitie pri nízkych teplotách.	Parametre majú byť deklarované pre použitie pri stredných teplotách, okrem tepelných čerpadiel pre nízke teploty. V prípade tepelných čerpadiel pre nízke teploty sa parametre majú byť deklarované pre použitie pri nízkych teplotách.
I	Parametry są deklarowane dla warunków klimatu umiarkowanego.	Os parâmetros declarados devem corresponder a condições climáticas médias.	Parametre sa deklaruju pre priemerné klimatické podmienky.	Parametre majú byť deklarovane pre priemerné klimatické podmienky.
J	Parametr	Elemento	Položka	Položka
K	Symbol	Símbolo	Symbol	Symbol
L	Wartość	Valor	Hodnota	Hodnota
M	Jednostka	Unidade	Jednotka	Jednotka
N	Znamionowa moc cieplna (*)	Potência calorífica nominal (*)	Menovitý tepelný výkon (*)	Menovitý tepelný výkon (*)
O	Prated	Prated	Prated	Prated
P	Sezonowa efektywność energetyczna ogrzewania pomieszczeń	Eficiência energética do aquecimento ambiente sazonal	Sezónna energetická účinnosť vykurovania	Sezónna energetická účinnosť vykurovania
Q	Deklarowana wydajność grzewcza przy częściowym obciążeniu w temperaturze pomieszczenia 20 °C i temperaturze zewnętrznej Tj	Capacidade declarada para aquecimento a carga parcial a uma temperatura interior de 20 °C e a uma temperatura exterior Tj	Deklarovaný tepelný výkon pre čiastočné zaťaženie pri vnútornej teplote 20 °C a vonkajšej teplote Tj	Deklarovaný tepelný výkon pre čiastočné zaťaženie pri vnútornej teplote 20 °C a vonkajšej teplote Tj
R	Deklarowany wskaźnik efektywności lub wskaźnik zużycia energii pierwotnej przy częściowym obciążeniu w temperaturze pomieszczenia 20 °C i temperaturze zewnętrznej Tj	Coefficiente de desempenho declarado ou rácio de energia primária a carga parcial a uma temperatura interior de 20 °C e a uma temperatura exterior Tj	Deklarovaný vykurovací súčiniteľ alebo súčiniteľ využitia primárnej energie pre čiastočné zaťaženie pri vnútornej teplote 20 °C a vonkajšej teplote Tj	Deklarovaný vykurovací súčiniteľ alebo súčiniteľ využitia primárnej energie pre čiastočné zaťaženie pri vnútornej teplote 20 °C a vonkajšej teplote Tj
S	COPd lub PERd	COPd ou PERd	COPd alebo PERd	COPd alebo PERd
T	Tj = temperatura dwuwartościowa	Tj = temperatura bivalente	Tj = bivalentná teplota	Tj = teplota bivalencie
U	Tj = graniczna temperatura robocza	Tj = temperatura-limite de funcionamento	Tj = prevádzková hraničná teplota	Tj = hraničná prevádzková teplota
V	Pompy ciepła powietrze/woda: Tj = - 15 °C (jeżeli TOL < - 20 °C)	Para bombas de calor ar-água: Tj = - 15 °C (se TOL < - 20 °C)	Pre tepelné čerpadlá vzduch – voda: Tj = - 15 °C (ak TOL < - 20 °C)	Pre tepelné čerpadlá vzduch – voda: Tj = - 15 °C (ak TOL < - 20 °C)
W	Temperatura dwuwartościowa	Temperatura bivalente	Bivalentná teplota	Teplota bivalencie
X	Pompy ciepła powietrze/woda: Graniczna temperatura robocza	Para bombas de calor ar-água: Temperatura-limite de funcionamento	Pre tepelné čerpadlá vzduch – voda: Hraničná prevádzková teplota	Pre tepelné čerpadlá vzduch – voda: Hraničná prevádzková teplota
Y	Wydajność w okresie cyklu w interwale dla ogrzewania	Capacidade de aquecimento em intervalo cíclico	Výkon v rámci cyklického intervalu pre vykurovanie	Výkon v rámci cyklického intervalu pre vykurovanie
Z	Wydajność w okresie cyklu w interwale	Eficiência em intervalo cíclico	Súčiniteľ v rámci cyklického intervalu	Súčiniteľ v rámci cyklického intervalu
AA	COPcyc lub PERcyc	COPcyc ou PERcyc	COPcyc alebo PERcyc	COPcyc alebo PERcyc
AB	Współczynnik strat (**)	Coefficiente de degradação (**)	Súčiniteľ straty účinnosti (**)	Súčiniteľ straty účinnosti (**)
AC	Graniczna temperatura robocza dla podgrzewania wody	Temperatura-limite de funcionamento para água de aquecimento	Hraničná prevádzková teplota pre ohrev úžitkovej vody	Hraničná prevádzková teplota pre ohrev vody

No	Polish(PL)	Portuguese(PT)	Romanian(RO)	Slovak(SK)
AD	Pobór mocy w trybach innych niż aktywny	Consumo energético em modos distintos do modo ativo	Elektrický príkon v iných režimoch ako aktívny režim	Spotreba el. energie v iných režimoch ako aktívnych
AE	Ogrzewacz dodatkowy	Aquecedor suplementar	Dodatočný tepelný zdroj	Dodatočný tepelný zdroj
AF	Tryb wyłączenia	Modo desligado	Režim vypnutia	Režim vypnutia
AG	Tryb wyłączzonego termostatu	Modo termostato desligado	Režim vypnutia termostatu	Režim vypnutia termostatu
AH	Tryb czuwania	Modo de vigília	Pohotovostný režim	Pohotovostný režim
AI	Tryb włącznej grzałki karteru	Modo de resistência do cárter	Režim ohrevu klúčovej skrine	Režim nahrievania oleja
AJ	Rodzaj pobieranej energii	Tipo de alimentação de energia	Typ elektrického príkonu	Typ elektrického príkonu
AK	Inne parametry	Outros elementos	Alți parametri	Iné položky
AL	Regulacja wydajności	Controlo de capacidade	Regulácia výkonu	Regulácia výkonu
AM	wydajność stała/zmienna	fixo/variável	Pevná/premenlivá	Pevná/premenlivá
AN	Pompy ciepła powietrze/woda: znamionowy przepływ powietrza na zewnątrz	Para bombas de calor ar-água: Caudal de ar nominal, exterior	Pre tepelné čerpadlá vzduch – voda: Menovitý prietok vzduchu, von	Pre tepelné čerpadlá vzduch – voda: Menovitý prietok vzduchu, exteriér
AO	m ³ /h	m ³ /h	m ³ /h	m ³ /h
AP	Poziom mocy akustycznej w pomieszczeniu/ na zewnątrz	Nível de potência sonora interior/exterior	Vnúťorná/vonkajšia hladina akustického výkonu	Vnúťorná/vonkajšia hladina akustického výkonu
AQ	Emisje tlenków azotu	Emissões de óxidos de azoto	Emisie oxidov dusíka	Emisie oxidov dusíka
AR	Pompy ciepła woda/solanka-woda: znamionowe natężenie przepływu solanki lub wody, zewnętrzny wymiennik ciepła	Para bombas de calor água/salmoura-água: Caudal nominal de salmoura ou água, permutador térmico exterior	Pre tepelné čerpadlá voda/slaná voda – voda: Menovitý prietok slanej vody alebo vody, vonkajší výmenník tepla	Pre tepelné čerpadlá voda/studničná voda – voda: Menovitý prietok studničnej vody alebo vody, vonkajší výmenník tepla
AS	Wielofunkcyjne ogrzewacze z pompą ciepła:	Para aquecedores combinados com bomba de calor.	Pre kombinovaný tepelný zdroj – tepelné čerpadlo:	Pre kombinovaný tepelný zdroj tepelného čerpadla:
AT	Deklarowany profil obciążeń	Perfil de carga declarado	Deklarowany profil zafatżenia	Deklarowany profil zafatżenia
AU	Efektywność energetyczna podgrzewania wody	Eficiência energética do aquecimento de água	Energetická účinnosť prípravy teplej vody	Energetická účinnosť prípravy teplej vody
AV	Dzienne zużycie energii elektrycznej	Consumo diário de eletricidade	Denná spotreba elektrickéj energie	Denná spotreba elektrickéj energie
AW	Dzienne zużycie paliwa	Consumo diário de combustível	Denná spotreba paliwa	Denná spotreba paliwa
AX	Dane kontaktowe	Elementos de contacto	Kontaktné údaje	Kontaktné údaje
AY	(*) W przypadku ogrzewaczy pomieszczeń z pompą ciepła i wielofunkcyjnych ogrzewaczy z pompą ciepła znamionowa moc cieplna Prated jest równa obciążeniu obliczeniowemu dla trybu ogrzewania Pdesignh, a znamionowa moc cieplna ogrzewacza dodatkowego Pspup jest równa dodatkowej wydajności grzewczej dla trybu ogrzewania sup(Tj).	(*) Para aquecedores de ambiente com bomba de calor e aquecedores combinados com bomba de calor, a potência calorífica nominal Prated é igual à carga de projeto para aquecimento Pdesignh e a potência calorífica nominal de um aquecedor suplementar Pspup é igual à capacidade de aquecimento suplementar sup(Tj).	(*) Pre tepelné zdroje na vykurovanie priestoru – tepelné čerpadlá a kombinované tepelné zdroje – tepelné čerpadlá sa menovitý tepelný výkon Prated rovná projektovanému vykurovaciemu zafatženiu Pdesignh, a menovitý tepelný výkon dodatočného tepelného zdroja Pspup sa rovná dodatočnému tepelnému výkonu sup(Tj).	(*) Pre tepelné zdroje na vykurovanie priestoru – tepelné čerpadlá a kombinované tepelné zdroje sa menovitý tepelný výkon Prated rovná projektovanému vykurovaciemu zafatženiu Pdesignh a menovitý tepelný výkon dodatočného tepelného zdroja Pspup sa rovná dodatočnému tepelnému výkonu sup(Tj).
AZ	(**) Jeżeli współczynnik Cdh nie został wyznaczony przez pomiar, współczynnik strat przyjmuje wartość domyślną Cdh = 0,9.	(**) Se não se determinar Cdh por medição, o coeficiente de degradação predefinido é Cdh = 0,9.	(**) Ak Cdh nie je určené meraním, implicitný súčiniteľ straty účinnosti je Cdh = 0,9.	(**) Ak Cdh nie je určené meraním, potom predvolený súčiniteľ straty účinnosti je Cdh = 0,9.
BA	1) W trakcie montażu, instalacji i obsługi tego produktu należy zachować zasady bezpieczeństwa opisane w instrukcji instalacji/obsługi.	1) As precauções descritas no manual de instalação/instruções dever ser adotadas durante a montagem, instalação ou manutenção do produto.	1) Trebuie să fiți precaută conform manualului de utilizare/instalare în timpul asamblării, instalării și întreinerii acestui produs.	1) Výstrahy ako sú popísané v inštaláčnom/ užívateľskom manuáli musia byť uvažované pri montáži, inštalácii a starostlivosti o produkt.
BB	2) Jeśli jesteś profesjonalistą szukającym informacji dotyczących nieniszczących metod demontażu i rozbiórki, uprzejmie prosimy o wysłanie wiadomości email na adres: erims.sec@samsung.com	2) Se é um profissional e pretende obter informações sobre desmontagem e desmantelamento não destrutivos, envie um e-mail para: erims.sec@samsung.com	2) Odborní pracovníci môžu získať informácie týkajúce sa nedeštruktívnej demontáže na nasledujúcej e-mailovej adrese: erims.sec@samsung.com.	2) Odborní pracovníci môžu získať informácie týkajúce sa správnej demontáže na nasledujúcej e-mailovej adrese: erims.sec@samsung.com.

COMMISSION REGULATION (EU) No 813/2013¹⁾

No	Slovenian(SL)	Finnish(FI)	Swedish(SV)
I	UREDBA KOMISIJE (EU) št. 813/2013	KOMISSION ASETUS (EU) No 813/2013,	KOMMISSIONENS FÖRORDNING (EU) nr 813/2013
II	Okoljsko primerno zasnovane zahteve za grelnik prostorov	Ekosuunnitteluvaatimukset varten tilälämmittimellä	Ekodesignkraven för rumsuppvärmning
A	Model(-i); [informacije za identifikacijo modela(-lov), na katere se informacije nanašajo]	Malli(t); [tiedot sen mallin (niden mallien) yksilöimiseksi, joita tiedot koskevat]	Modell(er); [Information som identifierar den modell (de modeller) som informationen gäller]
B	Toplotna črpalka zrak-voda: [da/ne]	Ilma-vesi-lämpöpumppu: [kyllä/ei]	Luft-till-vatten-värmepump: [ja/nej]
C	Toplotna črpalka voda-voda: [da/ne]	Vesi-vesi-lämpöpumppu: [kyllä/ei]	Vatten-till-vatten-värmepump: [ja/nej]
D	Toplotna črpalka slanica-voda: [da/ne]	Suolavesi-vesi-lämpöpumppu: [kyllä/ei]	Saltlösning-till-vatten-värmepump: [ja/nej]
E	Nizkotemperaturna toplotna črpalka: [da/ne]	Matalan lämpötilan lämpöpumppu: [kyllä/ei]	Lågtemperaturvärmepump: [ja/nej]
F	Opremljena z dodatnim grelnikom: [da/ne]	Varustettu lisälämmittimellä: [kyllä/ei]	Urustad med extra värmegenerator: [ja/nej]
G	Kombinirani grelnik s toplotno črpalko: [da/ne]	Lämpöpumppuyhdistelmälämmitin: [kyllä/ei]	Pannor med inbyggd tappvarmvattenberedning och med värmepump: [ja/nej]
H	Parametri se navedejo za uporabo pri srednji temperaturi, razen za nizkotemperaturne toplotne črpalke. Parametri za nizkotemperaturne toplotne črpalke se navedejo za uporabo pri nizki temperaturi.	Parametrit ilmoitetaan keskilämpötilan sovelluksesta, lukuun ottamatta matalan lämpötilan lämpöpumppuja. Matalan lämpötilan lämpöpumppuista parametrit ilmoitetaan matalan lämpötilan sovelluksesta.	Parametrar ska anges för mediumtemperaturlämpning, utom för lågtemperaturvärmepumpar. För lågtemperaturvärmepumpar ska parametrarna anges för lågtemperaturapplikationer.
I	Parametri se navedejo za povprečne podnebne razmere.	Parametrit ilmoitetaan keskimääräisissä ilmasto-olosuhteissa.	Parametrarna ska anges för genomsnittliga klimatförhållanden.
J	Postavka	Kohta	Post
K	Oznaka	Symboli	Beteckning
L	Vrednost	Arvo	Värde
M	Enota	Yksikkö	Enhet
N	Nazivna izhodna toplota (*)	Nimellislämpöteho (*)	Nominell avgiven värmeeffekt (*)
O	Prated	Prated	Pmärk
p	Sezonska energijska učinkovitost ogrevanja prostorov	Tilalämmityksen kausittainen energiatehokkuus	Säsongmedelverkningsgrad för rumsuppvärmning
Q	Prijavljena zmogljivost ogrevanja za delno obremenitev pri temperaturi v notranjih prostorih 20 °C in temperaturi na prostem Tj	Ilmoitettu lämmitysteho osakuormalla sisälämpötilassa 20 °C ja ulkolämpötilassa Tj	Deklarerad kapacitet för uppvärmning för delbelastning vid innetemperatur 20 °C och utetemperatur Tj
R	Prijavljen koeficient učinkovitosti ali razmerje primarne energije za delno obremenitev pri temperaturi v notranjih prostorih 20 °C in temperaturi na prostem Tj	Ilmoitettu lämpökerroin tai primäärienergiakerroin osakuormalla sisälämpötilassa 20 °C ja ulkolämpötilassa Tj	Deklarerad värmefaktor eller primärenergifaktor för delbelastning vid en inomhustemperatur på 20 °C och en utomhustemperatur Tj
S	COPd ali PERd	COPd tai PERd	COPd eller PERd
T	Tj = bivalentna temperatura	Tj = kaksiarvoinen lämpötila	Tj = bivalenttemperatur
U	Tj = mejna delovna temperatura	Tj = toimintarajalämpötila	Tj = gränstemperatur för drift
V	Za toplotne črpalke zrak-voda: Tj = - 15 °C (če je TOL < - 20 °C)	Ilma-vesi-lämpöpumput: Tj = - 15 °C (jos TOL < - 20 °C)	För luft-till-vatten-värmepumpar: Tj = - 15 °C (om TOL < - 20 °C)
W	Bivalentna temperatura	Kaksiarvoinen lämpötila	Bivalenttemperatur
X	Za toplotne črpalke zrak-voda: mejna delovna temperatura	Ilma-vesi-lämpöpumput: Toimintarajalämpötila	För luft-till-vatten-värmepumpar: Gränstemperatur för drift
Y	Zmogljivost intervala cikla za ogrevanje	Lämmityksen vuorottelujaksoteho	Cykelintervallets uppvärmningskapacitet
Z	Učinkovitost intervala cikla	Vuorottelujakson energiatehokkuus	Cykelintervallets verkningsgrad
AA	COPcyc ali PERcyc	COPcyc tai PERcyc	COPcyc eller PERcyc
AB	Koeficient degradacije (**)	Alenemiskerroin (**)	Degraderingskoefficient (**)
AC	Mejna delovna temperatura za ogrevanje vode	Lämmitysveden toimintarajalämpötila	Uppvärmningsvattnets gränstemperatur för drift
AD	Poraba energije v načinih, ki ne vključujejo načina aktivnega delovanja	Tehonkulutus muissa tiloissa kuin aktiivisessa toimintatilassa	Effektförbrukning i andra lägen än aktivt läge
AE	Dodatni grelnik	Lisälämmitin	Extra värmegenerator
AF	Stanje izključenosti	Pois päältä -tila	Frånläge

No	Slovenian(SL)	Finnish(FI)	Swedish(SV)
AG	Stanje izključnosti termostata	Termostaatti pois päältä -tila	Termostatfrånläge
AH	Stanje pripravljenosti	Valmiustila	Standbyläge
AI	Način grelnika ohljsja	Kampikammion lämmitys -tila	Vevhusvärmärläge
AJ	Vrsta dovedene energije	Ottoenergian tyyppi	Typ av tillförd energi
AK	Druge postavke	Muut kohdat	Andra poster
AL	Upravljanje zmogljivosti	Tehonsäätö	Kapacitetsreglering
AM	stalna/spremenljiva	kiinteä/muuttuva	fast/variabel
AN	Za toplotne črpalke zrak-voda: nazivna stopnja pretoka zraka, zunanja	Ilma-vesi-lämpöpumput: nimellisilmavirta, ulkona	För luft-till-vatten-värmepumpar: Nominellt luftflöde (ute)
AO	m ³ /h	m ³ /h	m ³ /h
AP	Nivo zvozkovne moči, v notranjih prostorih/na prostem	Äänitehotaso, sisällä/ulkona	Ljudeffektiv, inomhus/utomhus
AQ	Emisije dušikovih oksidov	Tyypen oksidien päästöt	Utsläpp av kväveoxider
AR	Za toplotne črpalke voda/slana-voda: nazivna stopnja pretoka slanice ali vode, zunanji izmenjevalnik toplote	Vesi-/suolavesi-vesi-lämpöpumput: suolaveden tai veden nimellisvirtaus, ulkolämmönsiirrin	För vatten-/saltlösning-till-vatten-värmepumpar: Nominellt saltlösning- eller vattenflöde, värmväxlare utomhus
AS	Za kombinirani grelnik s toplotno črpalco:	Lämpöpumpuyhdistelmälämmitin:	För pannor med inbyggd tappvarmvattenberedning och med värmepump:
AT	Določeni profil rabe	Ilmoitettu kuormitusprofiili	Deklarerad belastningsprofil
AU	Energijska učinkovitost ogrevanja vode	Vedenlämmityksen energiatehokkuus	Energieffektivitet vid uppvärmning av vatten
AV	Dnevna poraba električne energije	Vuorokautinen sähkönkulutus	Daglig elförbrukning
AW	Dnevna poraba goriva	Vuorokautinen polttoaineenkulutus	Daglig bränsleförbrukning
AX	Kontaktni podatki	Yhteystiedot	Kontakt
AY	(*) Za toplotne črpalke za ogrevanje prostorov in kombinirane grelnike s toplotno črpalco je nazivna izhodna toplota Prated enaka nazivni obremenitvi za ogrevanje Pdesignh, nazivna izhodna toplota dodatnega grelnika Psup pa je enaka dodatni zmogljivosti ogrevanja sup(Tj).	(*) Lämpöpumpputilälämmittimillä ja lämpöpumpuyhdistelmälämmittimillä nimellislämpöteho Prated on yhtä suuri kuin lämmityksen mitoituskuorma Pdesignh ja lisälämmittimen nimellislämpöteho Psup on yhtä suuri kuin lisälämmitysteho sup(Tj).	(*) För värmare med värmepump för rumsuppvärmning och pannor med inbyggd tappvarmvattenberedning och med värmepump är den nominella avgivna värmeeffekten Prated lika med den dimensionerade värmekapaciteten Pdesignh, och den nominella avgivna värmeeffekten hos en extra värmegenerator Psup är lika med den kompletterande uppvärmningskapaciteten sup(Tj).
AZ	(**) Če Cdh ni določen z meritvami, privzeti koeficient degradacije znaša Cdh = 0,9.	(**) Jos Cdh:n arvoa ei määritetä mittamalla, alenemiskertoimen oletusarvo on Cdh = 0,9.	(**) Om Cdh inte bestäms genom mätningar ska degraderingskoefficienten vara Cdh = 0,9.
BA	1) Pri sestavljanju, nameščanju ter vzdrževanju izdelka upoštevajte previdnostne ukrepe, ki so navedeni v priložnici za uporabo in namestitve.	1) Asennus- tai käyttöoppaassa kuvattuja turvaohjeita on noudatettava laitteen kokoamisen, asentamisen ja huollon aikana.	1) Försiktighetsåtgärderna som beskrivs i installationsmanualen/bruksanvisningen måste följas vid montering, installation och underhåll av denna produkt.
BB	2) Če ste strokovnjaki in iščete informacije o neporušitvenem razstavljanju in demontaži, pošljite e-pošto sporočilo na: erims.sec@samsung.com	2) Jos olet ammattiasentaja ja haluat lisätietoja asennuksen turvallisesta purkamisesta, lähettäkää sähköpostia osoitteeseen erims.sec@samsung.com	2) Om du är en professionell användare som letar efter information om icke-destruktiv demontering och skräpande av dammsugaren, kan du skicka ett e-postmeddelande till: erims.sec@samsung.com

COMMISSION DELEGATED REGULATION (EU) No 811/2013 ⁱ⁾

PRODUCT FICHE (ENERGY LABELLING OF SPACE HEATERS) ⁱⁱ⁾

a	Supplier's name or trademark		Samsung Electronics Co., Ltd.	Samsung Electronics Co., Ltd.	Samsung Electronics Co., Ltd.	Samsung Electronics Co., Ltd.
b	Supplier's model identifier		AE090JXYDEH	AE090JXYDGH	AE120JXYDEH	AE120JXYDGH
c	Seasonal space heating energy efficiency class	Medium-temperature ⁽⁴⁾	-	A++	A++	A+
		Low-temperature ⁽⁴⁾	-	A++	A++	A++
d	Rated heat output (Average)	Medium-temperature ⁽⁴⁾	kW	6	5	8
		Low-temperature ⁽⁴⁾	kW	7	6	11
e	Seasonal space heating energy efficiency (Average)	Medium-temperature ⁽⁴⁾	%	126	125	115
		Low-temperature ⁽⁴⁾	%	176	176	178
f	Annual energy consumption (Average)	Medium-temperature ⁽⁴⁾	kWh	2764	2236	3889
		Low-temperature ⁽⁴⁾	kWh	2159	1778	3327
g	L _{WA} (sound power level, indoor)		dB	-	-	-
h	Specific precautions ¹⁾		-	-	-	-
i	Rated heat output (Colder)	Medium-temperature ⁽⁴⁾	kW	6	5	8
		Low-temperature ⁽⁴⁾	kW	6	6	11
j	Rated heat output (Warmer)	Medium-temperature ⁽⁴⁾	kW	6	5	8
		Low-temperature ⁽⁴⁾	kW	7	6	11
k	Seasonal space heating energy efficiency (Colder)	Medium-temperature ⁽⁴⁾	%	113	106	99
		Low-temperature ⁽⁴⁾	%	158	156	152
l	Seasonal space heating energy efficiency (Warmer)	Medium-temperature ⁽⁴⁾	%	157	147	160
		Low-temperature ⁽⁴⁾	%	246	200	214
m	Annual energy consumption (Colder)	Medium-temperature ⁽⁴⁾	kWh	4155	3868	6774
		Low-temperature ⁽⁴⁾	kWh	3235	3008	5843
n	Annual energy consumption (Warmer)	Medium-temperature ⁽⁴⁾	kWh	2209	2054	2933
		Low-temperature ⁽⁴⁾	kWh	1548	1733	2989
o	L _{WA} (sound power level, outdoor)		dB	63	63	64

a	Supplier's name or trademark		Samsung Electronics Co., Ltd.	Samsung Electronics Co., Ltd.	Samsung Electronics Co., Ltd.	Samsung Electronics Co., Ltd.	Samsung Electronics Co., Ltd.
b	Supplier's model identifier		AE140JXYDEH	AE140JXYDGH	AE160JXYDEH	AE160JXYDGH	AE050JXYDEH
c	Seasonal space heating energy efficiency class	Medium-temperature ⁽⁴⁾	-	A+	A+	A+	A+
		Low-temperature ⁽⁴⁾	-	A++	A++	A++	A++
d	Rated heat output (Average)	Medium-temperature ⁽⁴⁾	kW	9	9	10	5
		Low-temperature ⁽⁴⁾	kW	12	12	13	5
e	Seasonal space heating energy efficiency (Average)	Medium-temperature ⁽⁴⁾	%	114	114	112	125
		Low-temperature ⁽⁴⁾	%	177	177	176	180
f	Annual energy consumption (Average)	Medium-temperature ⁽⁴⁾	kWh	4175	4175	4750	2102
		Low-temperature ⁽⁴⁾	kWh	3634	3634	3968	1556
g	L _{WA} (sound power level, indoor)		dB	-	-	-	-
h	Specific precautions ¹⁾		-	-	-	-	-
i	Rated heat output (Colder)	Medium-temperature ⁽⁴⁾	kW	9	9	10	4
		Low-temperature ⁽⁴⁾	kW	12	12	13	4
j	Rated heat output (Warmer)	Medium-temperature ⁽⁴⁾	kW	9	9	10	5
		Low-temperature ⁽⁴⁾	kW	12	12	13	5
k	Seasonal space heating energy efficiency (Colder)	Medium-temperature ⁽⁴⁾	%	98	98	107	100
		Low-temperature ⁽⁴⁾	%	153	153	160	149
l	Seasonal space heating energy efficiency (Warmer)	Medium-temperature ⁽⁴⁾	%	162	162	164	158
		Low-temperature ⁽⁴⁾	%	214	214	209	242
m	Annual energy consumption (Colder)	Medium-temperature ⁽⁴⁾	kWh	7256	7256	7444	3012
		Low-temperature ⁽⁴⁾	kWh	6305	6305	6579	2252
n	Annual energy consumption (Warmer)	Medium-temperature ⁽⁴⁾	kWh	3241	3241	3551	1635
		Low-temperature ⁽⁴⁾	kWh	3245	3245	3587	1159
o	L _{WA} (sound power level, outdoor)		dB	65	65	66	61

r ¹⁾ Precautions as described in the installation/user manual must be taken when assembling, installing and maintaining this product.

PRODUCT FICHE (ENERGY LABELLING OF PACKAGES OF SPACE HEATER) ⁱⁱⁱ⁾

a	Supplier's name or trademark		Samsung Electronics Co., Ltd.	Samsung Electronics Co., Ltd.	Samsung Electronics Co., Ltd.	Samsung Electronics Co., Ltd.
b	Supplier's model identifier		AE090JYDEH	AE090JYDGH	AE120JYDEH	AE120JYDGH
s	Seasonal space heating energy efficiency (Preferential space heater)	%	128	127	117	117
t	Factor for weighting the heat output (Preferential space heater)	-	0	0	0	0
u	Mathematical expression : 294 / (11 • Prated) ¹⁾	-	4.5	5.3	3.3	3.3
v	Mathematical expression : 115 / (11 • Prated) ²⁾	-	1.7	2.1	1.3	1.3
w	The difference between the seasonal space heating energy efficiencies under average and colder climate conditions ³⁾	%	13	19	16	16
x	The difference between the seasonal space heating energy efficiencies under warmer and average climate conditions ⁴⁾	%	31	22	45	45

a	Supplier's name or trademark		Samsung Electronics Co., Ltd.	Samsung Electronics Co., Ltd.	Samsung Electronics Co., Ltd.	Samsung Electronics Co., Ltd.	Samsung Electronics Co., Ltd.
b	Supplier's model identifier		AE140JYDEH	AE140JYDGH	AE160JYDEH	AE160JYDGH	AE050JYDEH
s	Seasonal space heating energy efficiency (Preferential space heater)	%	116	116	114	114	127
t	Factor for weighting the heat output of the preferential and supplementary heaters	-	0	0	0	0	0
u	Mathematical expression : 294 / (11 • Prated) ¹⁾	-	3.0	3.0	2.7	2.7	5.3
v	Mathematical expression : 115 / (11 • Prated) ²⁾	-	1.2	1.2	1.0	1.0	2.1
w	The difference between the seasonal space heating energy efficiencies under average and colder climate conditions ³⁾	%	16	16	5	5	25
x	The difference between the seasonal space heating energy efficiencies under warmer and average climate conditions ⁴⁾	%	48	48	52	52	33

y ¹⁾ Whereby Prated is related to the preferential space heater.

z ²⁾ Whereby Prated is related to the preferential space heater.

aa ^{3), 4)} For preferential heat pump space heaters.

PRODUCT FICHE (ENERGY LABELLING OF TEMPERATURE CONTROLS) ^{iv)}

a	Supplier's name or trademark	-	Samsung Electronics Co., Ltd.	Samsung Electronics Co., Ltd.
b	Supplier's model identifier	-	MIM-E03AN	MIM-E03BN
ab	The class of the temperature control	-	Class II	Class II
ac	The contribution of the temperature control to seasonal space heating energy efficiency	%	2	2

COMMISSION DELEGATED REGULATION (EU) No 811/2013 ¹⁾

No	English(EN)	Bulgarian(BG)	Spanish(ES)	Czech(CS)
i	COMMISSION DELEGATED REGULATION (EU) No 811/2013	ДЕЛЕГИРАН РЕГЛАМЕНТ (ЕС) № 811/2013 НА КОМИСИЯТА	REGLAMENTO DELEGADO (UE) No 811/2013 DE LA COMISIÓN	NAŘÍZENÍ KOMISE V PŘENESENÉ PRÁVOMOCI (EU) č. 811/2013
ii	PRODUCT FICHE (ENERGY LABELLING OF SPACE HEATERS)	Продуктов фиш (енергийното етикетирание на отоплителни топлоизточници)	Ficha del producto (etiquetado energético de aparatos de calefacción)	Informační list výrobku (energie na energetických štítcích ohřívačů pro vytápění vnitřních prostorů)
iii	PRODUCT FICHE (ENERGY LABELLING OF PACKAGES OF SPACE HEATER)	Продуктов фиш (енергийното етикетирание на комплекти от отоплителен топлоизточник)	Ficha del producto (etiquetado energético de EQUIPOS COMBINADOS DE APARATO DE CALEFACCIÓN)	Informační list výrobku (energie na energetických štítcích ohřívačů pro souprav sestávajících z ohřívače pro vytápění vnitřních prostorů)
iv	PRODUCT FICHE (ENERGY LABELLING OF TEMPERATURE CONTROLS)	Продуктов фиш (енергийното етикетирание на	Ficha del producto (etiquetado energético de CONTROLES DE TEMPERATURA)	Informační list výrobku (energie na energetických štítcích ohřívačů pro regulátoru teploty)
a	Supplier's name or trademark	наименование или търговска марка на доставчика	nombre o marca comercial del proveedor	název nebo ochranná známka dodavatele
b	Supplier's model identifier	идентификатор на доставчика за модела	identificador del modelo del proveedor	identifikační značka modelu používaná dodavatelem
c	Seasonal space heating energy efficiency class	класът на сезонна отоплителна енергийна ефективност	la clase de eficiencia energética estacional de calefacción	třída sezonní energetické účinnosti vytápění
d	Rated heat output (Average)	номиналната топлинна мощност (средни)	la potencia calorífica nominal (medias)	jmennovitý tepelný výkon (průměrných)
e	Seasonal space heating energy efficiency (Average)	сезонната енергийна ефективност при отопление (средни)	la eficiencia energética estacional de calefacción (medias)	sezonní energetická účinnost vytápění (průměrných)
f	Annual energy consumption (Average)	годишното потребление на енергия (средни)	el consumo anual de energía (medias)	roční spotřeba energie (průměrných)
g	L _{WA} (sound power level, indoors)	L _{WA} (нивото на звуковата мощност, на закрито)	LWA (el nivel de potencia acústica, en interiores)	L _{WA} (případně hladina akustického výkonu, vnitřním prostrou)
h	Specific precautions ¹⁾	специфични предпазни ¹⁾	precauciones específicas ¹⁾	konkrétní preventivní opatření ¹⁾
i	Rated heat output (Colder)	номиналната топлинна мощност (по-студени)	la potencia calorífica nominal (l)	jmennovitý tepelný výkon (chladnějších)
j	Rated heat output (Warmer)	номиналната топлинна мощност (по-топли)	la potencia calorífica nominal (l)	jmennovitý tepelný výkon (teplejších)
k	Seasonal space heating energy efficiency (Colder)	сезонната енергийна ефективност при отопление (по-студени)	la eficiencia energética estacional de calefacción (más frías)	sezonní energetická účinnost vytápění (chladnějších)
l	Seasonal space heating energy efficiency (Warmer)	сезонната енергийна ефективност при отопление (по-топли)	la eficiencia energética estacional de calefacción (más cálidas)	sezonní energetická účinnost vytápění (teplejších)
m	Annual energy consumption (Colder)	годишното потребление на енергия (по-студени)	el consumo anual de energía (más frías)	roční spotřeba energie (chladnějších)
n	Annual energy consumption (Warmer)	годишното потребление на енергия (по-топли)	el consumo anual de energía (más cálidas)	roční spotřeba energie (teplejších)
o	L _{WA} (sound power level, outdoors)	L _{WA} (нивото на звуковата мощност, на открито)	LWA (el nivel de potencia acústica, en exteriores)	L _{WA} (případně hladina akustického výkonu, venkovním prostrou)
p	Medium-temperature	среднотемпературни	de temperatura media	středněteplotní
q	Low-temperature	нискотемпературни	de baja temperatura	nízkoteplotní
r	¹⁾ Precautions as described in the installation/ user manual must be taken when assembling, installing and maintaining this product.	¹⁾ Описаните в ръководството за монтаж/ръководството за потребителя предпазни мерки трябва да се спазват при събиране, монтиране и поддръжка на продукта.	¹⁾ Las precauciones descritas en los manuales de usuario e instalación deben tomarse cuando se ensambla, instala y mantiene este producto	¹⁾ Při montáži, instalaci a údržbě tohoto produktu je třeba se řídit bezpečnostními opatřeními popsánymi v instalační a uživatelské příručce.
s	Seasonal space heating energy efficiency (Preferential space heater)	сезонната енергийна ефективност при отопление (приоритетно използвания отоплителен топлоизточник)	la eficiencia energética estacional de calefacción (aparato de calefacción preferente)	Seasonal space heating energy efficiency (preferovaného ohřívače pro vytápění vnitřních prostorů)
t	Factor for weighting the heat output of the preferential and supplementary heaters	теговият коефициент за претегляне на топлината енергия, произведена от приоритетно използвания и от допълнителния подгревател на даден комплект	el factor de ponderación de la potencia calorífica de los calefactores preferente y complementario de un equipo combinado	faktor pro porovnání tepelného výkonu preferovaného ohřívače a přídatných ohřívačů soupravy
u	Mathematical expression : 294 / (11 + Prated) ¹⁾	математически израз : 294 / (11 + Prated) ¹⁾	la expresión matemática : 294 / (11 + Prated) ¹⁾	hodnotu matematického výrazu : 294 / (11 + Prated) ¹⁾
v	Mathematical expression : 115 / (11 + Prated) ²⁾	математически израз : 115 / (11 + Prated) ²⁾	la expresión matemática : 115 / (11 + Prated) ²⁾	hodnotu matematického výrazu : 115 / (11 + Prated) ²⁾
w	The difference between the seasonal space heating energy efficiencies under average and colder climate conditions ³⁾	разликата между сезонната отоплителна енергийна ефективност при средни климатични условия и тази при по-студени климатични условия ³⁾	la diferencia entre las eficiencias energéticas estacionales de calefacción en condiciones climáticas medias y más frías, expresado en porcentaje	rozdílů sezonních energetických účinností vytápění za průměrných a chladnějších klimatických podmínek ³⁾
x	The difference between the seasonal space heating energy efficiencies under warmer and average climate conditions ⁴⁾	разликата между сезонната отоплителна енергийна ефективност при по-топли климатични условия и тази при средни климатични условия ⁴⁾	la diferencia entre las eficiencias energéticas estacionales de calefacción en condiciones climáticas más cálidas y medias, expresado en porcentaje	rozdílů sezonních energetických účinností vytápění za teplejších a průměrných klimatických podmínek ⁴⁾
y	¹⁾ Whereby Prated is related to the preferential space heater.	¹⁾ където Prated е свързана с приоритетно използвания отоплителен топлоизточник	¹⁾ donde la Prated está relacionada con el aparato de calefacción preferente	¹⁾ přičemž Prated se vztahuje k preferovanému ohřívači pro vytápění vnitřních prostorů
z	²⁾ Whereby Prated is related to the preferential space heater.	²⁾ където Prated е свързана с приоритетно използвания отоплителен топлоизточник	²⁾ donde la Prated está relacionada con el aparato de calefacción preferente	²⁾ preferovanému ohřívači pro vytápění vnitřních prostorů
aa	³⁾ / ⁴⁾ For preferential heat pump space heaters	³⁾ / ⁴⁾ за приоритетно използвани отоплителни термомпийни агрегати	³⁾ / ⁴⁾ en lo que respecta a los aparatos de calefacción preferentes con bomba de calor	³⁾ / ⁴⁾ preferovaných ohřívačů pro vytápění vnitřních prostorů s tepelným čerpadlem navíc
ab	The class of the temperature control	класът на регулатора на температурата	la clase del control de temperatura	třída regulátoru teploty
ac	The contribution of the temperature control to seasonal space heating energy efficiency	приносът на регулатора на температурата към сезонната енергийна ефективност при отопление	la contribución del control de temperatura a la eficiencia energética estacional de calefacción	přínos regulátoru teploty k sezonní energetické účinnosti vytápění

No	Danish(DA)	German(DE)	Estonian(ET)	Greek(EL)
i	KOMMISSIONENS DELEGEREDE FORORDNING (EU) Nr. 811/2013	DELEGIERTE VERORDNUNG (EU) Nr. 811/2013 DER KOMMISSION	KOMISJONI DELEGERITUD MÄÄRUS (EL) nr 811/2013	ΚΑΤ' ΕΞΟΥΣΙΟΔΟΤΗΣΗ ΚΑΝΟΝΙΣΜΟΣ (ΕΕ) αριθ. 811/2013 ΤΗΣ ΕΠΙΤΡΟΠΗΣ
ii	Produkttabelblad (energimærkning af anlæg til rumopvarmning)	Produktdatenblatt (Energiekennzeichnung von Raumheizgeräten)	Tootekirjeldus (energiamärgistusega kohta kütteseadmest)	Δελτίο προϊόντος (ενεργειακή επισήμανση των θερμαντήρων χώρου)
iii	Produkttabelblad (energimærkning af anlæg til pakker med anlæg til rumopvarmning)	Produktdatenblatt (Energiekennzeichnung von Verbundanlagen aus Raumheizgeräten)	Tootekirjeldus (energiamärgistusega kohta kütteseadme, komplekt)	Δελτίο προϊόντος (ενεργειακή επισήμανση των των των συσκευασμένων θερμαντήρα χώρου)
iv	Produkttabelblad (energimærkning af anlæg til temperaturstyring)	Produktdatenblatt (Energiekennzeichnung von Temperaturreglern)	Tootekirjeldus (energiamärgistusega kohta temperatuuriregulaatorist)	Δελτίο προϊόντος (ενεργειακή επισήμανση των ρυθμιστή θερμοκρασίας)
a	leverandørens navn eller varemærke	Name oder Warenzeichen des Lieferanten	tamija nimi või kaubamärk	το όνομα/η επωνυμία του προμηθευτή ή εμπορικό σήμα
b	leverandørens modelidentifikation	Modellkennung des Lieferanten	tamija mudelitähis	το αναγνωριστικό μοντέλου από τον προμηθευτή
c	klasse for årsvirkningsgrad ved rumopvarmning fastslået	die Klasse für die jahreszeitbedingte Raumheizungs-Energieeffizienz	kütmise seosoonse energiatõhususe klass	η τάξη ενεργειακής απόδοσης της εποχιακής θέρμανσης χώρου
d	den nominelle nytteeffekt (gennemsnitlige)	die Wärmenennleistung (durchschnittlichen)	nimisoojusvõimsus (keskmistel)	η ονομαστική θερμική ισχύς (μέσες)
e	årsvirkningsgraden ved rumopvarmning (gennemsnitlige)	die jahreszeitbedingte Raumheizungs-Energieeffizienz (durchschnittlichen)	kütmise seosoonse energiatõhusus (keskmistel)	η ενεργειακή απόδοση της εποχιακής θέρμανσης χώρου σε (μέσες)
f	det årlige energiforbrug (gennemsnitlige)	den jährlichen Energieverbrauch (durchschnittlichen)	aastane energiatarimine (keskmistel)	ετήσια κατανάλωση ενέργειας (μέσες)
g	LWA (lydeffektniveauet, inde)	LWA (den Schallleistungspegel, in Innenräumen)	LWA (müraavõimsustase, siseruumis)	LWA (η στάθμη ηχητικής ισχύος, εσωτερικού χώρου)
h	specifikke forholdsregler ¹⁾	besonderen Vorkehrungen ¹⁾	ettevaatusmeetmed kütteseadme koostamisel ¹⁾	ειδικές προφυλάξεις ¹⁾
i	den nominelle nytteeffekt (kaldere)	die Wärmenennleistung (kälteren)	nimisoojusvõimsus (külmema)	η ονομαστική θερμική ισχύς (ψυχρότερες)
j	den nominelle nytteeffekt (varmere)	die Wärmenennleistung (wärmeren)	nimisoojusvõimsus (soojema)	η ονομαστική θερμική ισχύς (θερμότερες)
k	årsvirkningsgraden ved rumopvarmning (kaldere)	die jahreszeitbedingte Raumheizungs-Energieeffizienz (kälteren)	kütmise seosoonse energiatõhusus (külmema)	η ενεργειακή απόδοση της εποχιακής θέρμανσης χώρου σε (ψυχρότερες)
l	årsvirkningsgraden ved rumopvarmning (varmere)	die jahreszeitbedingte Raumheizungs-Energieeffizienz (wärmeren)	kütmise seosoonse energiatõhusus (soojema)	η ενεργειακή απόδοση της εποχιακής θέρμανσης χώρου σε (θερμότερες)
m	det årlige energiforbrug (kaldere)	den jährlichen Energieverbrauch (kälteren)	aastane energiatarimine (külmema)	ετήσια κατανάλωση ενέργειας (ψυχρότερες)
n	det årlige energiforbrug (varmere)	den jährlichen Energieverbrauch (wärmeren)	aastane energiatarimine (soojema)	ετήσια κατανάλωση ενέργειας (θερμότερες)
o	L _{WA} (lydeffektniveauet, ude)	L _{WA} (den Schallleistungspegel, im Freien)	L _{WA} (müraavõimsustase, väljas)	L _{WA} (η στάθμη ηχητικής ισχύος, εξωτερικού χώρου)
p	middeitemperatur	Mitteltemperatur	keskmisel temperatuuril	μέσες θερμοκρασίας
q	lavtemperatur	Niedertemperatur	külma kliima	χαμηλές θερμοκρασίας
r	¹⁾ Du skal tage de forholdsregler, der er beskrevet i installations-/brugervejledningen, når du samler, installerer og vedligeholder dette produkt.	¹⁾ Bei Montieren, Installieren und Warten des Geräts müssen die im Installations-/ Benutzerhandbuch beschriebenen Vorsichtsmaßnahmen eingehalten werden.	¹⁾ Toote kokkupanekul, installimisel ja hooldamisel järgige paigaldus-/kasutusjuhendist kirjeldatud ettevaatusabinõusid.	¹⁾ Όταν συναρμολογείτε, εγκαθιστάτε και συντηρείτε αυτό το προϊόν, πρέπει να λαμβάνετε τις προφυλάξεις που περιγράφονται στο εγχειρίδιο εγκατάστασης/χρήσης.
s	årsvirkningsgraden ved rumopvarmning (det primære anlæg til rumopvarmning)	Seasonal space heating energy efficiency (Vorzugsraumheizgerätes)	kütmise seosoonse energiatõhusus (põhikütteseadme)	η ενεργειακή απόδοση της εποχιακής θέρμανσης χώρου σε (προτιμώμενο θερμαντήρα χώρου)
t	faktoren for vægtning af den nominelle nytteeffekt af primære og supplerende forsyningsanlæg i en pakke	Faktor zur Gewichtung der Wärmeleistung der Vorzugs- und Zusatzheizgeräte	komplekti põhi- ja täiendavate kütteseadmete soojusvõimsuse kaalumistegur vastavalt käesoleva	ο συντελεστής στάθμησης της θερμικής ισχύος του προτιμώμενου και του συμπληρωματικού θερμαντήρα του συσκευασμένου
u	værdien af det matematiske udtryk : 294 / (11 • Prated) ¹⁾	Wert des mathematischen Ausdrucks : 294 / (11 • Prated) ¹⁾	matemaatilise avaldise : 294 / (11 • Prated) ¹⁾	η τιμή του μαθηματικού τύπου : 294 / (11 • Prated) ¹⁾
v	værdien af det matematiske udtryk : 15 / (11 • Prated) ²⁾	Wert des mathematischen Ausdrucks : 115 / (11 • Prated) ²⁾	matemaatilise avaldise : 115 / (11 • Prated) ²⁾	η τιμή του μαθηματικού τύπου : 115 / (11 • Prated) ²⁾
w	værdien af forskellen mellem årsvirkningsgraden ved rumopvarmning under gennemsnitlige og kaldere klimaforhold ³⁾	Wert der Differenz zwischen der jahreszeitbedingten Raumheizungs-Energieeffizienz bei durchschnittlichen und derjenigen bei kälteren Klimaverhältnissen ³⁾	keskmistel kliimatingimustel ja külmema kliima korral leitud kütmise seosoonsete energiatõhususte vahe ³⁾	διαφοράς της ενεργειακής απόδοσης της εποχιακής θέρμανσης χώρου υπό μέσες και ψυχρότερες κλιματικές συνθήκες ³⁾
x	værdien af forskellen mellem årsvirkningsgraden ved rumopvarmning under varmere og gennemsnitlige klimaforhold ⁴⁾	Wert der Differenz zwischen der jahreszeitbedingten Raumheizungs-Energieeffizienz bei wärmeren und derjenigen bei durchschnittlichen Klimaverhältnissen ⁴⁾	soojema kliima korral ja keskmistel kliimatingimustel leitud kütmise seosoonsete energiatõhususte vahe ⁴⁾	διαφοράς της ενεργειακής απόδοσης της εποχιακής θέρμανσης χώρου υπό θερμότερες και μέσες κλιματικές συνθήκες ⁴⁾
y	¹⁾ hvor Prated vedrører det primære anlæg til rumopvarmning	¹⁾ wobei sich Prated auf das Vorzugsraumheizgerät bezieht	¹⁾ sin Prated iseloomustab põhikütteseadet	¹⁾ όπου Prated αφορά τον προτιμώμενο θερμαντήρα χώρου
z	²⁾ hvor Prated vedrører det primære anlæg til rumopvarmning	²⁾ wobei sich Prated auf das Vorzugsraumheizgerät bezieht	²⁾ sin Prated iseloomustab põhikütteseadet	²⁾ όπου Prated αφορά τον προτιμώμενο θερμαντήρα χώρου
aa	³⁾ , ⁴⁾ for primære varmepemppeanlæg til rumopvarmning	³⁾ , ⁴⁾ für Vorzugsraumheizgeräte mit Wärmepumpe	³⁾ , ⁴⁾ soojuspumbaga põhikütteseadmete kohta	³⁾ , ⁴⁾ για τους προτιμώμενους θερμαντήρες χώρου με αντλία θερμότητας
ab	klasse for temperaturstyring	die Klasse des Temperaturreglers	temperatuuril regulaatori klass	η τάξη του ρυθμιστή θερμοκρασίας
ac	temperaturstyringens andel af årsvirkningsgraden ved rumopvarmning i procent afrundet til en decimal	Beitrag des Temperaturreglers zur jahreszeitbedingten Raumheizungs-Energieeffizienz	temperatuuriregulaatori osa kütmise seosoonse energiatõhususes	το μερίδιο του ρυθμιστή θερμοκρασίας στην ενεργειακή απόδοση της εποχιακής θέρμανσης χώρου

COMMISSION DELEGATED REGULATION (EU) No 811/2013¹⁾

No	French(FR)	Croatian(HR)	Italian(IT)	Latvian(LV)
i	RÈGLEMENT DÉLÉGUÉ (UE) No 811/2013 DE LA COMMISSION	DELEGIрана UREDBA KOMISIJE (EU) br. 811/2013	REGOLAMENTO DELEGATO N. 811/2013 DELLA COMMISSIONE EUROPEA	KOMISIJAS DELEĢĒTĀ REGULĀ (ES) Nr. 811/2013
ii	Fiche de produit (l'étiquetage énergétique des dispositifs de chauffage des locaux)	Informacijski list proizvoda (označivanja energetske učinkovitosti grijača prostora)	Scheda prodotto (l'etichetta indica il consumo d'energia degli apparati per il riscaldamento)	Ražojuma datu lapa (energomarķējumu uz telpu sildītāji)
iii	Fiche de produit (l'étiquetage énergétique des produit combiné constitué d'un dispositif de chauffage des locaux)	Informacijski list proizvoda (označivanja energetske učinkovitosti kompleta koji sadržavaju grijač prostora)	Scheda prodotto (l'etichetta indica il consumo d'energia degli insiemi di apparati per il riscaldamento)	Ražojuma datu lapa (energomarķējumu uz telpu sildītāja iekārtas, komplektu)
iv	Fiche de produit (l'étiquetage énergétique des d'un régulateur de température)	Informacijski list proizvoda (označivanja energetske učinkovitosti uređaj za upravljanje temperaturom)	Scheda prodotto (l'etichetta indica il consumo d'energia dispositivi di controllo della temperatura)	Ražojuma datu lapa (energomarķējumu uz temperatūras regulatoru)
a	le nom du fournisseur ou la marque commerciale	nažvi ili zaštitni znak dobavljača	il nome o marchio del fornitore	piegādātāja nosaukums vai preču zīme
b	la référence du modèle donnée par le fournisseur	dobavljačeva identifikacijska oznaka modela	Identificativo del modello del fornitore	piegādātāja modela identifikators
c	la classe d'efficacité énergétique saisonnière, pour le chauffage des locaux	razred sezone energetske učinkovitosti pri zagrijavanju prostora	la classe di efficienza energetica stagionale di riscaldamento	telpu apsildes sezonas energoefektivitātes klase
d	la puissance thermique nominale (moyennes)	nazivna toplinska snaga (prosečnim)	la potenza termica nominale (medie)	nominalā siltuma jauda (vidējos)
e	l'efficacité énergétique saisonnière pour le chauffage des locaux (moyennes)	sezonska energetska učinkovitost pri zagrijavanju prostora (prosečnim)	l'efficienza energetica stagionale di riscaldamento dell'ambiente (medie)	telpu apsildes sezonas energoefektivitāte (vidējos)
f	la consommation annuelle d'énergie (moyennes)	godišnja potrošnja energije (prosečnim)	il consumo annuo di energia (medie)	gada enerģijas patēriņš (vidējos)
g	L _w (le niveau de puissance acoustique, à l'intérieur)	L _w (razina zvučne snage, u zatvorenom)	LWA (il livello di potenza sonora, interna)	L _w (akustiskās jaudas līmenis, telpās)
h	les précautions particulières ¹⁾	posebne mjere opreza ¹⁾	eventuali precauzioni ¹⁾	īpaši piesardzības pasākumi ¹⁾
i	la puissance thermique nominale (plus froides)	nazivna toplinska snaga (hladnijim)	la potenza termica nominale (più fredde)	nominalā siltuma jauda (aukstākos)
j	la puissance thermique nominale (plus chaudes)	nazivna toplinska snaga (toplijim)	la potenza termica nominale (più calde)	nominalā siltuma jauda (siltākos)
k	l'efficacité énergétique saisonnière pour le chauffage des locaux (plus froides)	sezonska energetska učinkovitost pri zagrijavanju prostora (hladnijim)	l'efficienza energetica stagionale di riscaldamento (più fredde)	telpu apsildes sezonas energoefektivitāte (aukstākos)
l	l'efficacité énergétique saisonnière pour le chauffage des locaux (plus chaudes)	sezonska energetska učinkovitost pri zagrijavanju prostora (toplijim)	l'efficienza energetica stagionale di riscaldamento (più calde)	telpu apsildes sezonas energoefektivitāte (siltākos)
m	la consommation annuelle d'énergie (plus froides)	godišnja potrošnja energije (hladnijim)	il consumo annuo di energia (più fredde)	gada enerģijas patēriņš (aukstākos)
n	la consommation annuelle d'énergie (plus chaudes)	godišnja potrošnja energije (toplijim)	il consumo annuo di energia (più calde)	gada enerģijas patēriņš (siltākos)
o	L _w (le niveau de puissance acoustique, à l'extérieur)	L _w (razina zvučne snage, na otvorenom)	LWA (il livello di potenza sonora, all'esterno)	L _w (akustiskās jaudas līmenis, ārpus telpām)
p	moyenne température	stredjim temperatūramā	media temperatura	vidējās temperatūras
q	basse température	nisko temperatūramā	bassa temperatura	Zemas temperatūras
r	¹⁾ Des précautions, comme décrit dans le manuel d'installation/d'utilisation, doivent être prises lors du montage, de l'installation et de l'entretien de l'appareil.	¹⁾ Prilikom sastavljanja, instalacije i održavanja proizvoda potrebno je poduzeti mjere opreza navedene u priručniku za instalaciju / korisničkom priručniku.	¹⁾ Le precauzioni descritte nel manuale Installazione/utente devono essere rispettate in fase di montaggio, installazione e manutenzione del prodotto	¹⁾ Izstrādājuma salikšanas, uzstādīšanas un apkopes laikā jāievēro uzstādīšanas/lietošanas rakasgrāmatā norādītie piesardzības pasākumi.
s	l'efficacité énergétique saisonnière pour le chauffage des locaux (du dispositif de chauffage des locaux utilisé à titre principal)	sezonska energetska učinkovitost pri zagrijavanju prostora (primarnog grijača prostora)	l'efficienza energetica stagionale di riscaldamento (preferenziale per il riscaldamento)	telpu apsildes sezonas energoefektivitāte (preferenciālā telpu sildītāja)
t	le coefficient de pondération de la puissance thermique du dispositif de chauffage utilisé à titre principal et du dispositif de chauffage d'appoint d'un produit combiné	težsnijs faktor toplinske snage primarnog ili dodatnih grijača u komplektu	il fattore di ponderazione della potenza termica degli apparecchi di riscaldamento preferenziali o supplementari di un insieme	koeficients komplekta preferenciālā un papildu sildītāja siltuma jaudas svērtās vērtības iegūšanai
u	l'expression mathématique : 294 / (11 + Prated) ¹⁾	matemātiskie formulē : 294 / (11 + Prated) ¹⁾	espressione matematica : 294 / (11 + Prated) ¹⁾	matemātiskās izteiksmes : 294 / (11 + Prated) ¹⁾
v	l'expression mathématique : 115 / (11 + Prated) ²⁾	matemātiskie formulē : 115 / (11 + Prated) ²⁾	espressione matematica : 115 / (11 + Prated) ²⁾	matemātiskās izteiksmes : 115 / (11 + Prated) ²⁾
w	la différence entre les efficacités énergétiques saisonnières pour le chauffage des locaux dans les conditions climatiques moyennes et plus froides ³⁾	razlike između sezonskih energetske učinkovitosti pri zagrijavanju prostora u prosečnim i hladnijim klimatskim uvjetima ³⁾	Differenza tra l'efficienza energetica stagionale di riscaldamento in condizioni climatiche medie e più fredde ³⁾	atšķirībai starp telpu apsildes sezonas energoefektivitāti vidējos un aukstākos apstākļos ³⁾
x	la différence entre les efficacités énergétiques saisonnières pour le chauffage des locaux dans les conditions climatiques plus chaudes et moyennes ⁴⁾	razlike između sezonskih energetske učinkovitosti pri zagrijavanju prostora u toplijim i prosečnim klimatskim uvjetima ⁴⁾	Differenza tra l'efficienza energetica stagionale di riscaldamento in condizioni climatiche più calde e medie ⁴⁾	atšķirībai starp telpu apsildes sezonas energoefektivitāti siltākos un vidējos apstākļos ⁴⁾
y	¹⁾ dans laquelle Prated renvoie au dispositif de chauffage des locaux utilisé à titre principal	¹⁾ pri čemu se Prated odnosi na primarni grijač prostora	¹⁾ dove Pnominale si riferisce all'apparecchio per il riscaldamento preferenziale	¹⁾ vērtība, kur Prated attiecas uz preferenciālo telpu sildītāju
z	²⁾ dans laquelle Prated renvoie au dispositif de chauffage des locaux utilisé à titre principal	²⁾ pri čemu se Prated odnosi na primarni grijač prostora	²⁾ dove Pnominale si riferisce all'apparato per il riscaldamento preferenziale	²⁾ vērtība, kur Prated attiecas uz preferenciālo telpu sildītāju
aa	³⁾ , ⁴⁾ pour les dispositifs de chauffage des locaux par pompe à chaleur utilisés à titre principal	³⁾ , ⁴⁾ za primarne toplinske crpke za grijanje prostora	³⁾ , ⁴⁾ per gli apparati per il riscaldamento preferenziali a pompa di calore	³⁾ , ⁴⁾ preferenciālajiem siltumsūkņņa telpu sildītājiem
ab	la classe du régulateur de température	razred uređaja za upravljanje temperaturom	la classe del dispositivo di controllo della temperatura	temperatūras regulatora klase
ac	la contribution du régulateur de température à l'efficacité énergétique saisonnière pour le chauffage des locaux	doprinos uređaja za upravljanje temperaturom sezonskoj energetskej učinkovitosti pri zagrijavanju prostora	il contributo del dispositivo di controllo della temperatura all'efficienza energetica stagionale di riscaldamento	temperatūras regulatora devums telpu apsildes sezonas energoefektivitāte

No	Lithuanian(LT)	Hungarian(HU)	Maltese(MT)	Dutch(NL)
i	KOMISIJOS DELEGUOTASIS REGLAMENTAS (ES) Nr. 811/2013	A BIZOTTSÁG 811/2013/EU FELHATALMAZÁSON ALAPULÓ RENDELETE	REGOLAMENT TA' DELEGA TAL-KUMMISSJONI (UE) Nru 811/2013	GEDELEGEERDE VERORDENING (EU) Nr. 811/2013 VAN DE COMMISSIE
ii	Gaminio vardinų parametŕų lentelė (energijos vartojimo efektyvumo ženklinimo dėl patalpų šildytuvo)	Termékismertető adatlap (energiafogyasztásának címkézése a helyiségfűtő berendezések)	L-iskeda tat-taġrif tal-prodott (tikketar enerġetiku ta' hiters tal-post)	Productkaart (de energie-etikettering van ruimteverwarmingstoestellen)
iii	Gaminio vardinų parametŕų lentelė (energijos vartojimo efektyvumo ženklinimo dėl patalpų šildytuvo, komplektu)	Termékismertető adatlap (energiafogyasztásának címkézése a helyiségfűtő berendezésből)	L-iskeda tat-taġrif tal-prodott (tikketar enerġetiku ta' paketti magħlum minn hiters tal-post)	Productkaart (de energie-etikettering van pakketten van ruimteverwarmingstoestellen)
iv	Gaminio vardinų parametŕų lentelė (energijos vartojimo efektyvumo ženklinimo dėl temperatūros regulatoriaus)	Termékismertető adatlap (energiafogyasztásának címkézése a hőmérséklet-szabályozóból)	L-iskeda tat-taġrif tal-prodott (tikketar enerġetiku ta' regulator tat-temperatura)	Productkaart (de energie-etikettering van temperatuurregelaars)
a	tiekejo pavadinimas arba prekės ženklas	a beszállító neve vagy védjegye	isem il-fornitur jew il-marka kummerċjali tiegħu	de naam van de leverancier of het handelsmerk
b	tiekejo modelio žymuo	a beszállító által megadott modellazonosító	I-identifikatur tal-mudell tal-fornitur	de typeaanduiding van de leverancier
c	sezoninio energijos patalpoms šildyti vartojimo efektyvumo klasė	szézonális helyiségfűtési energiahatékonysági osztálya	il-klasi tal-effiċjenza enerġetika staġonali tat-tishin tal-post	de seizoensgebonden energie-efficiëntieklasse voor ruimteverwarming
d	vardinis šilumos atidavimas (vidutinio)	a mért hőteljesítmény (átlagos)	il-potenza termika nominali (medji)	de nominale warmteafgifte (gemiddelde)
e	sezoninio energijos patalpoms šildyti vartojimo efektyvumas (vidutinio)	a szezonális helyiségfűtési hatásfok (átlagos)	I-effiċjenza enerġetika staġonali tat-tishin tal-post (medji)	de seizoensgebonden energie-efficiëntie voor ruimteverwarming (gemiddelde)
f	metinis energijos suvartojimas (vidutinio)	az éves energiafogyasztás (átlagos)	il-konsum annwali tal-enerġija (medji)	het jaarlijkse energieverbruik (gemiddelde)
g	L _w (garso galios lygis, patalpoje decibelais)	L _w (hangteljesítményszint, beltéri)	L _w (il-livell ta' qawwa tal-ħoss, fuq giewwa)	L _w (het geluidsvermogensniveau, binnen)
h	specialios atšargumo priemonės ³¹	külön övintézkedések ³¹	prekawzjonijiet specifika ³¹	specifieke voorzorgsmaatregelen ³¹
i	vardinis šilumos atidavimas (šaltiesnio)	a mért hőteljesítmény (hidegebb)	il-potenza termika nominali (ikсах)	de nominale warmteafgifte (koudere)
j	vardinis šilumos atidavimas (šiltiesnio)	a mért hőteljesítmény (melegebb)	il-potenza termika nominali (iħšan)	de nominale warmteafgifte (warmere)
k	sezoninio energijos patalpoms šildyti vartojimo efektyvumas (šaltiesnio)	a szezonális helyiségfűtési hatásfok (hidegebb)	I-effiċjenza enerġetika staġonali tat-tishin tal-post (ikсах)	de seizoensgebonden energie-efficiëntie voor ruimteverwarming (koudere)
l	sezoninio energijos patalpoms šildyti vartojimo efektyvumas (šiltiesnio)	a szezonális helyiségfűtési hatásfok (melegebb)	I-effiċjenza enerġetika staġonali tat-tishin tal-post (iħšan)	de seizoensgebonden energie-efficiëntie voor ruimteverwarming (warmere)
m	metinis energijos suvartojimas (šaltiesnio)	az éves energiafogyasztás (hidegebb)	il-konsum annwali tal-enerġija (ikсах)	het jaarlijkse energieverbruik (koudere)
n	metinis energijos suvartojimas (šiltiesnio)	az éves energiafogyasztás (melegebb)	il-konsum annwali tal-enerġija (iħšan)	het jaarlijkse energieverbruik (warmere)
o	L _w (garso galios lygis, lauke decibelais)	L _w (hangteljesítményszint, kültéri)	L _w (il-livell ta' qawwa tal-ħoss, fuq barra)	L _w (het geluidsvermogensniveau, buiten)
p	vidutinėje temperatūroje	közepes hőmérsékletű	b'temperatura medja	midden temperatuur
q	žematemperatūris	alacsony hőmérsékletű	b'temperatura baxxa	lagetemperatuur
r	³¹ Montuojant ar įrengiant šį produktą, taip pat atliekant jo techninę priežiūrą, būtina atsižvelgti į montavimo / naudojimo vadovė aprašytas atsargumo priemones.	³¹ A termék összeszerelése, telepítése és a karbantartása során tartása be a telepítési/használati útmutatóban leírt óvintézkedéseket.	³¹ Prekawzjonijiet kif deskritt fl-installazzjoni u l-utent manwali għandhom jittiehu meta jaqqa 'installazzjoni, u ż-żamma dan il-prodott	³¹ De voorzorgsmaatregelen die in de gebruikershandleiding worden beschreven, moeten in acht worden genomen bij montage, installatie en onderhoud van dit product.
s	sezoninio energijos patalpoms šildyti vartojimo efektyvumas (pirmiausia naudojamo patalpų šildytuvu)	a szezonális helyiségfűtési hatásfok (az elsődleges helyiségfűtő berendezés)	I-effiċjenza enerġetika staġonali tat-tishin tal-post (tat-tishin tal-post tal-hiters tal-post preferenzjali)	de seizoensgebonden energie-efficiëntie voor ruimteverwarming (ruimteverwarming van de hoofdverwarming)
t	komplektu pirmiausia naudojami ir papildomo šildytuvų šilumos atidavimo svoris koeficientas	a csomagban található elsődleges és kiegészítő fűtőberendezések hőteljesítményének súlyozására szolgáló tényező	il-fattur għall-ippazar tal-potenza termika tal-hiters preferenzjali u tal-hiters supplementari ta' pakkett	de factor voor het wegen van de warmteafgifte van hoofd- en aanvullende verwarmingstoestellen van een pakket
u	matematinio reiškinio : 294 / (11 • Prated) ³¹	matematikai kifejezés : 294 / (11 • Prated) ³¹	tal-formola matematika : 294 / (11 • Prated) ³¹	de wiskundige formule : 294 / (11 • Prated) ³¹
v	matematinio reiškinio : 115 / (11 • Prated) ³²	matematikai kifejezés : 115 / (11 • Prated) ³²	tal-formola matematika : 115 / (11 • Prated) ³²	de wiskundige formule : 115 / (11 • Prated) ³²
w	sezoninio energijos patalpoms šildyti vartojimo efektyvumų skirtumo vidutinio ir šaltiesnio klimato sąlygomis ³³	az átlagos és a hidegebb éghajlati viszonyok mellett mért szezonális helyiségfűtési hatásfok közötti különbség ³³	tad-differenza bejn I-effiċjenza enerġetika staġonali tat-tishin tal-post f'kundizzjonijiet klimatici medji u dik f'kundizzjonijiet klimatici ikсах ³³	het verschil tussen de seizoensgebonden energie-efficiënties voor ruimteverwarming onder warmere en gemiddelde klimaatomstandigheden ³³
x	sezoninio energijos patalpoms šildyti vartojimo efektyvumų skirtumo šiltiesnio ir vidutinio klimato sąlygomis ³⁴	a melegebb és az átlagos éghajlati viszonyok mellett mért szezonális helyiségfűtési hatásfok közötti különbség ³⁴	tad-differenza bejn I-effiċjenza enerġetika staġonali tat-tishin tal-post f'kundizzjonijiet klimatici medji u dik f'kundizzjonijiet klimatici iħšan ³⁴	het verschil tussen de seizoensgebonden energie-efficiënties voor ruimteverwarming onder gemiddelde en koudere klimaatomstandigheden ³⁴
y	³¹ kur Prated yra susijęs su pirmiausia naudojamu patalpų šildytuvu	³¹ ahol a Prated az elsődleges helyiségfűtő berendezésre vonatkozik	³¹ fejn il-valur ta' Prated huwa marbut mal-hiters tal-post preferenzjali	³¹ waarbij Prated is gerelateerd aan het ruimteverwarmingstoel als hoofdverwarming
z	³² kur Prated yra susijęs su pirmiausia naudojamu patalpų šildytuvu	³² ahol a Prated az elsődleges helyiségfűtő berendezésre vonatkozik	³² fejn il-valur ta' Prated huwa marbut mal-hiters tal-post preferenzjali	³² waarbij Prated is gerelateerd aan het ruimteverwarmingstoel als hoofdverwarming
aa	^{33, 34} pirmiausia naudojamų patalpų šildytuvų su šilumos siurbliu	^{33, 34} elsődleges hőszivattyús helyiségfűtő berendezések esetében	^{33, 34} għall-hiters tal-post preferenzjali b'pompa tas-ħšana	^{33, 34} voor ruimteverwarmingstoestellen met warmtepomp als hoofdverwarming
ab	temperatūros regulatoriaus klasė	a hőmérséklet-szabályozó osztálya	il-klasi tar-regulator tat-temperatura	de klasse van de temperatuurregelaar
ac	temperatūros regulatoriaus sandas sezoniniam energijos patalpoms šildyti vartojimo efektyvumui	a hőmérséklet-szabályozó szezonális helyiségfűtési hatásfokhoz való hozajárulásának	il-kontribut tar-regulator tat-temperatura għall-effiċjenza enerġetika staġonali tat-tishin tal-post	de bijdrage van de temperatuurregelaar aan de seizoensgebonden energie-efficiëntie voor ruimteverwarming

COMMISSION DELEGATED REGULATION (EU) No 811/2013 ⁱ⁾

No	Polish(PL)	Portuguese(PT)	Romanian(RO)	Slovak(SK)
i	ROZPORZĄDZENIE DELEGOWANE KOMISJI (UE) NR 811/2013	REGULAMENTO DELEGADO (UE) Nº 811/2013 DA COMISSÃO	REGULAMENTUL DELEGAT AL COMISIEI (UE) NR. 811/2013	DELEGOVANÉ NARIADENIE KOMISIE (EÚ) č. 811/2013
ii	Karta produktu (w odniesieniu do etykiet efektywności energetycznej dla ogrzewaczy pomieszczeń)	Ficha de produto (rotulagem energética dos aquecedores de ambiente)	Fișa produsului (ce privește clasa de energie a instalatilor pentru încălzirea încălțelor)	Informačný list (energetické označovanie tepelných zdrojov na vykurovanie priestoru)
iii	Karta produktu (w odniesieniu do etykiet efektywności energetycznej dla zestawów zawierających ogrzewacz pomieszczeń)	Ficha de produto (rotulagem energética dos sistemas mistos de aquecedor de ambiente)	Fișa produsului (ce privește clasa de energie a instalatilor pentru încălzirea încălțelor)	Informačný list (energetické označovanie tepelných zdrojov na vykurovanie priestoru)
iv	Karta produktu (w odniesieniu do etykiet efektywności energetycznej dla regulatorów temperatury)	Ficha de produto (rotulagem energética dos dispositivos de controlo de temperatura)	Fișa produsului (ce privește etichetarea energetică a regulatorelor de temperatură)	Informačný list (energetické označovanie regulatorov teploty)
a	nazwa dostawcy lub jego znak towarowy	Nome do fornecedor	Denumirea sau marca comercială a furnizorului	meno dodávateľa alebo ochranná známka
b	identyfikator modelu dostawy	Modelo	Modelul identificator al furnizorului	identifikačný kód modelu
c	klasa sezonowej efektywności energetycznej ogrzewania pomieszczeń	Clase de eficiência energética do aquecimento ambiente sazonal	Clasa de eficiență energetică sezonieră aferentă încălzirii încălțelor	trieda sezónnej energetickej účinnosti vykurovania priestoru
d	Znamionowa moc cieplna (uśredniona)	Potência calorífica nominal (condições climáticas médias)	Puterea termică nominală (medie)	menovitý tepelný výkon (priemerný)
e	Sezonowa efektywność energetyczna ogrzewania pomieszczeń (uśredniona)	Eficiência energética do aquecimento ambiente sazonal (condições climáticas médias)	Eficiență energetică sezonieră aferentă încălzirii încălțelor (mai reci)	sezónna energetická účinnosť vykurovania priestoru (priemerná)
f	Roczne zużycie energii (uśrednione)	Consumo anual de energia (condições climáticas médias)	Consumul anual de energie (medie)	ročná spotreba energie (priemerná)
g	LWA (poziom mocy akustycznej, w pomieszczeniu)	LWA (Nível de potência sonora, no interior)	LWA (nivelul de putere acustică, la interior)	LWA (hladina akustického výkonu, vnutorné jednotky)
h	Szczególne środki ostrożności ¹⁾	Precauções específicas ¹⁾	Măsură de precauție specifică ¹⁾	osobitné bezpečnostné opatrenie ¹⁾
i	znamionowa moc cieplna (chłodnego)	Potência calorífica nominal (condições climáticas mais frias)	Puterea termică nominală (mai reci)	menovitý tepelný výkon (chladnejší)
j	znamionowa moc cieplna (cieplego)	Potência calorífica nominal (condições climáticas mais quentes)	Puterea termică nominală (mai calde)	menovitý tepelný výkon (teplejší)
k	sezonowa efektywność energetyczna ogrzewania pomieszczeń (chłodnego)	Eficiência energética do aquecimento ambiente sazonal (condições climáticas mais frias)	Eficiență energetică sezonieră aferentă încălzirii încălțelor (mai reci)	sezónna energetická účinnosť vykurovania priestoru (chladnejší)
l	sezonowa efektywność energetyczna ogrzewania pomieszczeń (cieplego)	Eficiência energética do aquecimento ambiente sazonal (condições climáticas mais quentes)	Eficiență energetică sezonieră aferentă încălzirii încălțelor (mai calde)	sezónna energetická účinnosť vykurovania priestoru (teplejší)
m	roczne zużycie energii (chłodnego)	Consumo anual de energia (condições climáticas mais frias)	Consum anual de energie (mai reci)	ročná spotreba energie (chladnejší)
n	roczne zużycie energii (cieplego)	Consumo anual de energia (condições climáticas mais quentes)	Consum anual de energie (mai calde)	ročná spotreba energie (teplejších)
o	LWA (poziom mocy akustycznej, na zewnątrz)	LWA (Nível de potência sonora, no exterior)	LWA (nivelul de putere acustică, la exterior)	LWA (hladina akustického výkonu, vonkajšie jednotky)
p	średniotemperaturowe	média temperatura	temperatură medie	středná teplota
q	niskotemperaturowe	baixa temperatura	temperatură scăzută	nizkotepelné
r	¹⁾ Podczas montażu, instalacji oraz serwisowaniu produktu należy stosować szczególne środki ostrożności zgodnie z informacjami zawartymi w instrukcji instalacji/podreczniku użytkownika.	¹⁾ As precauções descritas no manual de instalação/ instruções dever ser adotadas durante a montagem, instalação ou manutenção do produto.	¹⁾ Atenționări, descrise în manualul de instalare/ operare, ce trebuie luate în considerare când se asamblează, instalează sau întreține acest produs.	¹⁾ Bezpečnostné opatrenia, ktoré sú popísané v instalačnej/používateľskej príručke, sa musia vykonať pri inštalácii a údržbe tohto produktu.
s	sezonowa efektywność energetyczna ogrzewania pomieszczeń (podstawowego ogrzewacza pomieszczeń)	Eficiência energética do aquecimento ambiente sazonal (do aquecedor de ambiente preferencial)	Eficiență energetică sezonieră aferentă încălzirii încălțelor (al instalației preferențiale pentru încălzirea încălțelor)	sezónna energetická účinnosť vykurovania priestoru (uprednostňovaného tepelného zdroja na vykurovanie priestoru)
t	współczynnik wagiący moc cieplną ogrzewaczy podstawowych oraz ogrzewaczy dodatkowych w zestawie	o fator de ponderação da potência calorífica do aquecedor preferencial e dos aquecedores complementares de um sistema misto	factorul de pondere a puterii termice a instalatilor de încălzire preferențiale și suplimentare din cadrul unui pachet	súčiniteľ na váženie tepelného výkonu uprednostňovaného tepelného zdroja a dodatkových tepelných zdrojov
u	Wartość wyrażenia matematycznego : 294/(11 + Prated) ¹⁾	Expressão matemática : 294/(11 + Prated) ¹⁾	Valoarea expresiei matematice : 294/(11 + Prated) ¹⁾	matematický výraz : 294/(11 + Prated) ¹⁾
v	Wartość wyrażenia matematycznego : 115/(11 + Prated) ²⁾	Expressão matemática : 115/(11 + Prated) ²⁾	Valoarea expresiei matematice : 115/(11 + Prated) ²⁾	matematický výraz : 115/(11 + Prated) ²⁾
w	Różnica między sezonowymi efektywnościami energetycznymi ogrzewania pomieszczeń w warunkach klimatu umiarkowanego i chłodnego ³⁾	Diferența entre as eficienças energéticas do aquecimento ambiente sazonal em condições climáticas médias e em condições climáticas mais frias ³⁾	Diferență dintre eficiența energetică sezonieră aferentă încălzirii încălțelor în condiții climatice medii și mai reci ³⁾	hodnota rozdielu sezónnych energetických účinností vykurovania priestoru za priemerných a chladnejších podmienok ³⁾
x	Różnica między sezonowymi efektywnościami energetycznymi ogrzewania pomieszczeń w warunkach klimatu ciepłego i umiarkowanego ⁴⁾	Diferența entre as eficienças energéticas do aquecimento ambiente sazonal em condições climáticas mais quentes e em condições climáticas médias ⁴⁾	Diferență dintre eficiența energetică sezonieră aferentă încălzirii încălțelor în condiții climatice calde și medii ⁴⁾	hodnota rozdielu sezónnych energetických účinností vykurovania priestoru za teplejších a priemerných podmienok ⁴⁾
y	¹⁾ gdzie Prated dotyczy podstawowego ogrzewacza pomieszczeń	¹⁾ em que Prated diz respeito ao aquecedor de ambiente preferencial	¹⁾ Unde Prated se referă la instalația preferențială pentru încălzirea încălțelor.	¹⁾ kde Prated súvisí s uprednostňovaným tepelným zdrojom na vykurovanie priestoru
z	²⁾ gdzie Prated dotyczy podstawowego ogrzewacza pomieszczeń	²⁾ em que Prated diz respeito ao aquecedor de ambiente preferencial	²⁾ Unde Prated se referă la instalația preferențială pentru încălzirea încălțelor.	²⁾ kde Prated súvisí s uprednostňovaným tepelným zdrojom na vykurovanie priestoru
aa	³⁾ , ⁴⁾ Dla podstawowych ogrzewaczy pomieszczeń z pompą ciepła	³⁾ , ⁴⁾ para os aquecedores de ambiente preferenciais com bomba de calor	³⁾ , ⁴⁾ Pentru instalațiile preferențiale cu pompă de căldură pentru încălzirea încălțelor.	³⁾ , ⁴⁾ pre uprednostňované tepelné zdroje na vykurovanie priestoru – tepelné čerpadlá
ab	klasa regulatora temperatury	A classe do dispositivo de controlo de temperatura	Clasa regulatorului de temperatură	trieda regulatora teploty
ac	udział regulatora temperatury w sezonowej efektywności energetycznej ogrzewania pomieszczeń	A contribuição do dispositivo de controlo de temperatura para a eficiência energética do aquecimento ambiente sazonal	Contribuția regulatorului de temperatură la eficiența energetică sezonieră aferentă încălzirii încălțelor	príspevok regulatora teploty k sezónnej energetickej účinnosti vykurovania priestoru

No	Slovenian(SL)	Finnish(FI)	Swedish(SV)
i	DELEGIIRANA UREDBA KOMISIJE (EU) št. 811/2013	KOMMISSION DELEGOITU ASETUS (EU) N:o 811/2013	KOMMISSIONENS DELEGERADE FÖRORDNING (EU) nr 811/2013
ii	Podatkovni list izdelka (energijskega označevanja grelnikov prostorov)	Tuoteseloste (tilälämmittimien, energiamerkinnän)	Produktblad (energimärkning av pannor och värmepumpar för rumsuppvärmning)
iii	Podatkovni list izdelka (energijskega označevanja kompletnih grelnika prostorov)	Tuoteseloste (tilälämmittimestä, energiamerkinnän)	Produktblad (energimärkning av paket med pannor och värmepumpar för rumsuppvärmning)
iv	Podatkovni list izdelka (energijskega označevanja naprave za uravnavanje temperature)	Tuoteseloste (lämmönsäätölaitteesta, energiamerkinnän)	Produktblad (energimärkning av temperaturregulator)
a	dobaviteljovo ime ali blagovna znamka	tavarantoimittajan nimi tai tavaramerkki	Leverantörens namn eller varumärke
b	dobaviteljeva identifikacijska oznaka modela	tavarantoimittajan mallitunniste	Leverantörens modellbeteckning
c	razred sezonske enerjske učinkovitosti pri ogrevanju prostorov	tilälämmityksen kausittainen energiatehokkuusluokka	säsongrelaterade energieffektivitetsklass vid rumsuppvärmning
d	nazivna izhodna toplota (popvprečnih)	niemilislämpöteho, mukaan lukien mahdollisen lisälämmittimen niemilislämpöteho (keskimääräisissä)	Den nominella avgivna värmeeffekten (genomsnittliga)
e	sezonska enerjska učinkovitost pri ogrevanju prostorov (popvprečnih)	tilälämmityksen kausittainen energiatehokkuus (keskimääräisissä)	Säsongmedelverkningsgrad för rumsuppvärmning (genomsnittliga)
f	letna poraba energije (popvprečnih)	vuotuinen energiankulutus (keskimääräisissä)	Årlig energiförbrukning (genomsnittliga)
g	L _{max} (raven zvočne moči, notranja)	L _{max} (äänitehotaso, sisällä desibeleinä)	L _{max} (Ljudeffektivnivå, inomhus)
h	posebni varnostni ukrepi ¹⁾	erityiset varotoimenpiteet ¹⁾	särskilda försiktighetsåtgärder ¹⁾
i	nazivna izhodna toplota (hladnejših)	niemilislämpöteho, mukaan lukien mahdollisen lisälämmittimen niemilislämpöteho (kylmissä)	Den nominella avgivna värmeeffekten (kallare)
j	nazivna izhodna toplota (toplejših)	niemilislämpöteho, mukaan lukien mahdollisen lisälämmittimen niemilislämpöteho (lämpimissä)	Den nominella avgivna värmeeffekten (varmare)
k	sezonska enerjska učinkovitost pri ogrevanju prostorov (hladnejših)	tilälämmityksen kausittainen energiatehokkuus (kylmissä)	Säsongmedelverkningsgrad för rumsuppvärmning (kallare)
l	sezonska enerjska učinkovitost pri ogrevanju prostorov (toplejših)	tilälämmityksen kausittainen energiatehokkuus (lämpimissä)	Säsongmedelverkningsgrad för rumsuppvärmning (varmare)
m	letna poraba energije (hladnejših)	vuotuinen energiankulutus (kylmissä)	Årlig energiförbrukning (kallare)
n	letna poraba energije (toplejših)	vuotuinen energiankulutus (lämpimissä)	Årlig energiförbrukning (varmare)
o	L _{max} (raven zvočne moči, zunanja)	L _{max} (äänitehotaso, ulkona desibeleinä)	L _{max} (Ljudeffektivnivå, utomhus)
p	средnjih temperaturah	keskilämpötilan	mediumtemperatur
q	nizkotemperaturna	matalan lämpötilan	lågtemperatur
r	¹⁾ Pri sestavljanju, namešanju ter vzdrževanju izdelka upoštevajte previdnostne ukrepe, ki so navedeni v priložnici za uporabo in namestitve.	¹⁾ Asennus- tai käyttöoppaassa kuvattuja turvaohjeita on noudatettava laitteen kokoamisen, asentamisen ja huollon aikana.	¹⁾ Försiktighetsåtgärder som beskrivs i installationsmanualen/bruksanvisningen måste följas vid montering, installation och underhåll av denna produkt.
s	sezonska enerjska učinkovitost pri ogrevanju prostorov (za prednostni grelnik prostorov)	tilälämmityksen kausittainen energiatehokkuus (ensisijaisen tilälämmittimen tilälämmityksen)	Säsongmedelverkningsgrad för rumsuppvärmning (primära pannans eller värmepumpens)
t	ensisijaisen lämmittimen ja lisälämmittimen lämpötehon painotuskertoin	ensisijaisen lämmittimen ja lisälämmittimen lämpötehon painotuskertoin	Viktningfaktorn för primär- och tillsatsvärmarens värmeproduktion för paket
u	matematične enačbe : 294 / (11 • Prated) ¹⁾	matemaattisen ilmaisen : 294 / (11 • Prated) ¹⁾	matematiska formeln : 294 / (11 • Prated) ¹⁾
v	matematične enačbe : 115 / (11 • Prated) ²⁾	matemaattisen ilmaisen : 115 / (11 • Prated) ²⁾	matematiska formeln : 115 / (11 • Prated) ²⁾
w	razlike med sezonskima enerjskima učinkovitostma pri ogrevanju prostorov v popvprečnih in hladnejših podnebnihi razmerah ³⁾	keskimääräisissä ja kylmissä ilmasto-olosuhteissa saavutettavien tilälämmityksen kausittaisten energiatehokkuuksien ero ³⁾	Skillnaden mellan den säsongrelaterade energieffektiviteten vid rumsuppvärmning under genomsnittliga och kallare klimatförhållanden ³⁾
x	razlike med sezonskima enerjskima učinkovitostma pri ogrevanju prostorov v toplejših in povprečnih podnebnihi razmerah ⁴⁾	lämpimissä ja keskimääräisissä ilmasto-olosuhteissa saavutettavien tilälämmityksen kausittaisten energiatehokkuuksien ero ⁴⁾	Skillnaden mellan den säsongrelaterade energieffektiviteten vid rumsuppvärmning under varmare och genomsnittliga klimatförhållanden ⁴⁾
y	¹⁾ pri čemer se Prated navezuje na prednostni grelnik prostorov	¹⁾ jossa Prated liittyy ensisijaiseen tilälämmittimeen	¹⁾ där Prated är relaterat till den primära pannan eller värmepumpen
z	²⁾ pri čemer se Prated navezuje na prednostni grelnik prostorov	²⁾ jossa Prated liittyy ensisijaiseen tilälämmittimeen	²⁾ där Prated är relaterat till den primära pannan eller värmepumpen
aa	³⁾ , ⁴⁾ prednostne toplotne črpalke za ogrevanje prostorov	³⁾ , ⁴⁾ ensisijaisista lämpöpumputilälämmittimistä	³⁾ , ⁴⁾ för primära värmare med värmepump för rumsuppvärmning
ab	razred naprave za uravnavanje temperature	lämmönsäätölaitteen luokka	Temperaturregulatorns klass
ac	prispevek naprave za uravnavanje temperature k sezonski enerjski učinkovitosti pri ogrevanju prostorov	lämmönsäätölaitteen vaikutus tilälämmityksen kausittaiseen energiatehokkuuteen	Temperaturregulatorns bidrag till säsongmedelverkningsgraden för rumsuppvärmning

MEMO

SAMSUNG

QUESTIONS OR COMMENTS?

COUNTRY	CALL	OR VISIT US ONLINE AT
UK	0330 SAMSUNG (7267864)	www.samsung.com/uk/support
EIRE	0818 717100	www.samsung.com/ie/support
GERMANY	0180 6 SAMSUNG bzw. 0180 6 7267864* (*0,20 €/Anruf aus dem dt. Festnetz, aus dem Mobilfunk max. 0,60 €/Anruf)	www.samsung.com/de/support
FRANCE	01 48 63 00 00	www.samsung.com/fr/support
ITALIA	800-SAMSUNG (800.7267864)	www.samsung.com/it/support
SPAIN	0034902172678	www.samsung.com/es/support
PORTUGAL	808 20 7267	www.samsung.com/pt/support
LUXEMBURG	261 03 710	www.samsung.com/support
NETHERLANDS	0900-SAMSUNG (0900-7267864) (€ 0,10/Min)	www.samsung.com/nl/support
BELGIUM	02-201-24-18	www.samsung.com/be/support (Dutch) www.samsung.com/be_fr/support (French)
NORWAY	815 56480	www.samsung.com/no/support
DENMARK	70 70 19 70	www.samsung.com/dk/support
FINLAND	030-6227 515	www.samsung.com/fi/support
SWEDEN	0771 726 7864 (0771-SAMSUNG)	www.samsung.com/se/support
POLAND	0 801-172-678* lub +48 22 607-93-33 * * (koszt połączenia według taryfy operatora)	www.samsung.com/pl/support
HUNGARY	0680SAMSUNG (0680-726-786) 0680PREMIUM (0680-773-648)	www.samsung.com/hu/support
SLOVAKIA	0800 - SAMSUNG(0800-726 786)	www.samsung.com/sk/support
AUSTRIA	0800 - SAMSUNG (0800 - 7267864)	www.samsung.com/at/support
SWITZERLAND	0800 726 78 64 (0800-SAMSUNG)	www.samsung.com/ch/support (German) www.samsung.com/ch_fr/support (French)
CZECH	800 - SAMSUNG (800-726786)	www.samsung.com/cz/support
CROATIA	072 726 786	www.samsung.com/hr/support
BOSNIA	055 233 999	www.samsung.com/support
MONTENEGRO	020 405 888	www.samsung.com/support
SLOVENIA	080 697 267 090 726 786	www.samsung.com/si
SERBIA	011 321 6899	www.samsung.com/rs/support
BULGARIA	*3000 Цена в мрежата 0800 111 31 , Безплатна телефонна линия	www.samsung.com/bg/support
ROMANIA	08008 726 78 64 (08008 SAMSUNG) Apel GRATUIT	www.samsung.com/ro/support
CYPRUS	8009 4000 only from landline, toll free	www.samsung.com/gr/support
GREECE	80111-SAMSUNG (80111 726 7864) only from land line (+30) 210 6897691 from mobile and land line	
LITHUANIA	8-800-77777	www.samsung.com/lt/support
LATVIA	8000-7267	www.samsung.com/lv/support
ESTONIA	800-7267	www.samsung.com/ee/support

SAMSUNG ELECTRONICS CO.,LTD.

07, Hanamsandan 6beon-ro, Gwangsan-gu, Gwangju-si, Korea 62218

Samsung Electronics (UK) Ltd, Euro QA Lab.

Blackbushe Business Park, Saxony Way, Yateley, Hampshire. GU46 6GG United Kingdom